



SIGN UP FREE



# Elumen Evaluation Rubric

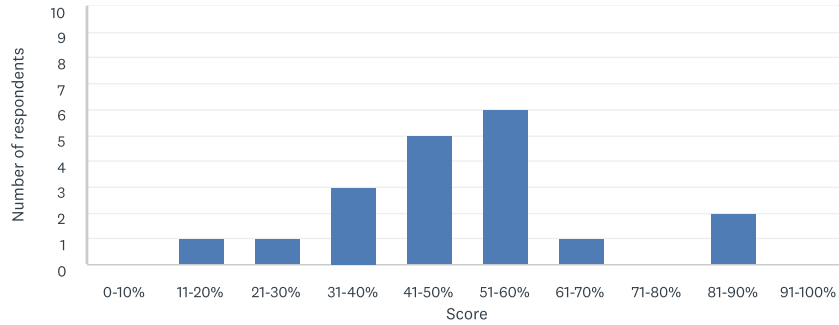
QUESTION SUMMARIES

DATA TRENDS

## Quiz Summary



AVERAGE SCORE  
**49% • 16/33 PTS**



### STATISTICS

Lowest Score	Median	Highest Score
12%	48%	82%

Mean: 49%

Standard Deviation: 17%

### Question Ranking

QUESTIONS (11)	DIFFICULTY	AVERAGE SCORE
Q2 Ability to connect with CurricUNET and Canvas	1	37%
Q11 Availability of training and support	2	40%
Q3 Ability to print annual program review submittal	3	46%

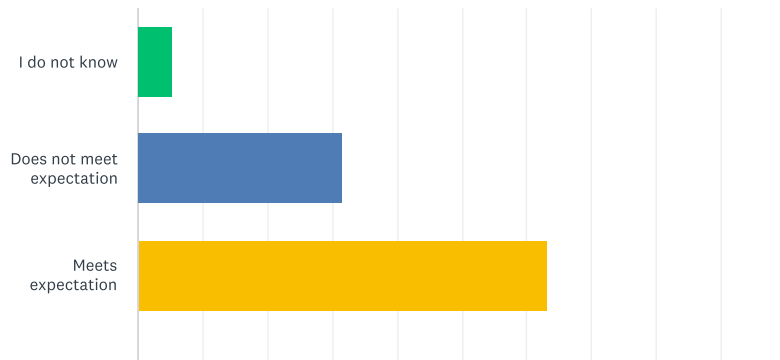
[Show all quiz questions](#)

## Q1



### Ability to customize to match our existing processes

Answered: 19 Skipped: 0



Share Link

<https://www.surveymonkey.com/re>

COPY

Share

Tweet

Share

19 responses



SIGN UP FREE



QUIZ STATISTICS

Percent Correct 0%	Average Score 1.6/3.0 (53%)	Standard Deviation 0.61	Difficulty 8/11
-----------------------	--------------------------------	----------------------------	--------------------

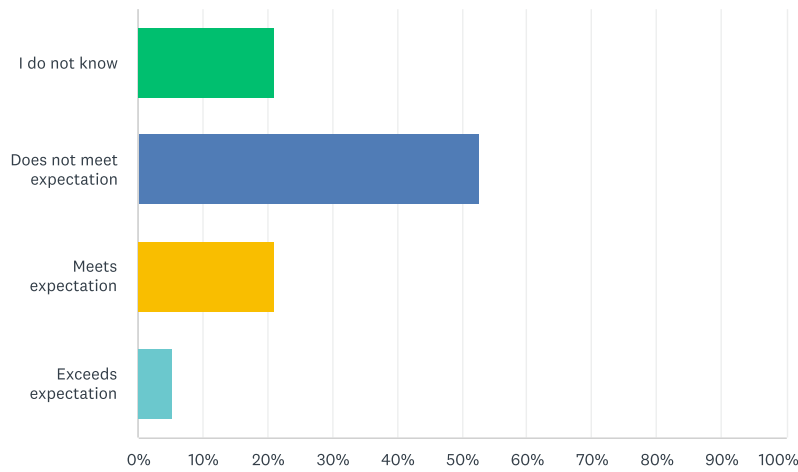
ANSWER CHOICES	SCORE	RESPONSES	
I do not know	0/3	5.26%	1
Does not meet expectation	1/3	31.58%	6
Meets expectation	2/3	63.16%	12
✓ Exceeds expectation	3/3	0.00%	0
<b>TOTAL</b>			<b>19</b>

Q2



Ability to connect with CurricUNET and Canvas

Answered: 19 Skipped: 0



QUIZ STATISTICS

Percent Correct 5%	Average Score 1.1/3.0 (37%)	Standard Deviation 0.81	Difficulty 1/11
-----------------------	--------------------------------	----------------------------	--------------------

ANSWER CHOICES	SCORE	RESPONSES	
I do not know	0/3	21.05%	4
Does not meet expectation	1/3	52.63%	10
Meets expectation	2/3	21.05%	4
✓ Exceeds expectation	3/3	5.26%	1
<b>TOTAL</b>			<b>19</b>

Q3



Ability to print annual program review submittal

Answered: 19 Skipped: 0

Share Link

<https://www.surveymonkey.com/re>

COPY

Share

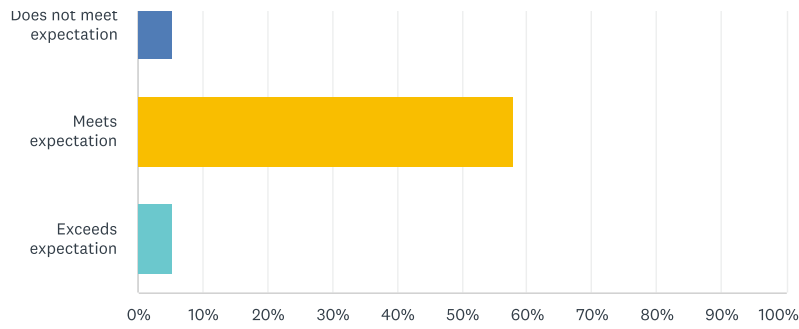
Tweet

Share

19 responses



SIGN UP FREE



QUIZ STATISTICS

Percent Correct 5%	Average Score 1.4/3.0 (46%)	Standard Deviation 1.01	Difficulty 3/11
-----------------------	--------------------------------	----------------------------	--------------------

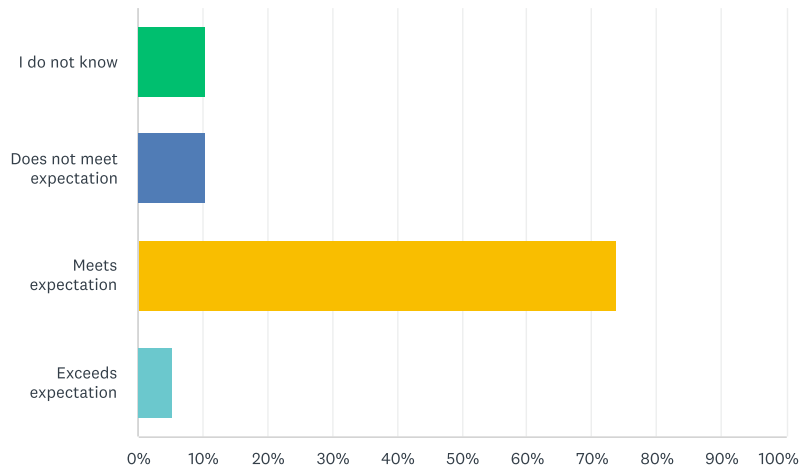
ANSWER CHOICES	SCORE	RESPONSES	
I do not know	0/3	31.58%	6
Does not meet expectation	1/3	5.26%	1
Meets expectation	2/3	57.89%	11
✓ Exceeds expectation	3/3	5.26%	1
<b>TOTAL</b>			<b>19</b>

Q4



Ability to map learning outcomes and goals to other goal sets

Answered: 19 Skipped: 0



QUIZ STATISTICS

Percent Correct 5%	Average Score 1.7/3.0 (58%)	Standard Deviation 0.73	Difficulty 10/11
-----------------------	--------------------------------	----------------------------	---------------------

ANSWER CHOICES	SCORE	RESPONSES	
I do not know	0/3	10.53%	2
Does not meet expectation	1/3	10.53%	2

Share Link

<https://www.surveymonkey.com/re...>

COPY

Share

Tweet

Share

19 responses



SIGN UP FREE

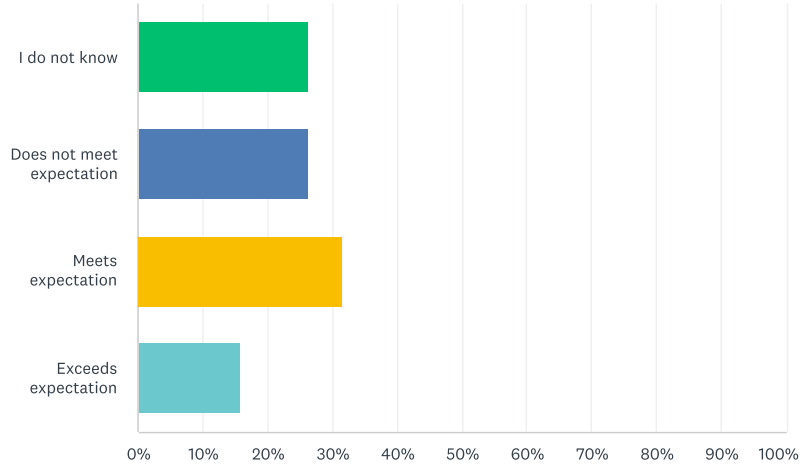


Q5



### Ability to disaggregate learning outcomes by student characteristics

Answered: 19 Skipped: 0



#### QUIZ STATISTICS

Percent Correct	Average Score	Standard Deviation	Difficulty
16%	1.4/3.0 (46%)	1.07	3/11

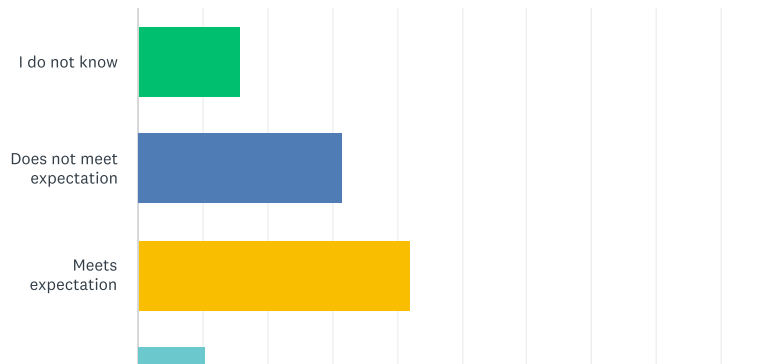
ANSWER CHOICES	SCORE	RESPONSES	
I do not know	0/3	26.32%	5
Does not meet expectation	1/3	26.32%	5
Meets expectation	2/3	31.58%	6
✓ Exceeds expectation	3/3	15.79%	3
<b>TOTAL</b>			<b>19</b>

Q6



### Ability to embed data and generate intelligent reports

Answered: 19 Skipped: 0



Share Link

<https://www.surveymonkey.com/re>

COPY

Share

Tweet

Share

19 responses



SIGN UP FREE



QUIZ STATISTICS

Percent Correct 11%	Average Score 1.5/3.0 (49%)	Standard Deviation 0.90	Difficulty 5/11
------------------------	--------------------------------	----------------------------	--------------------

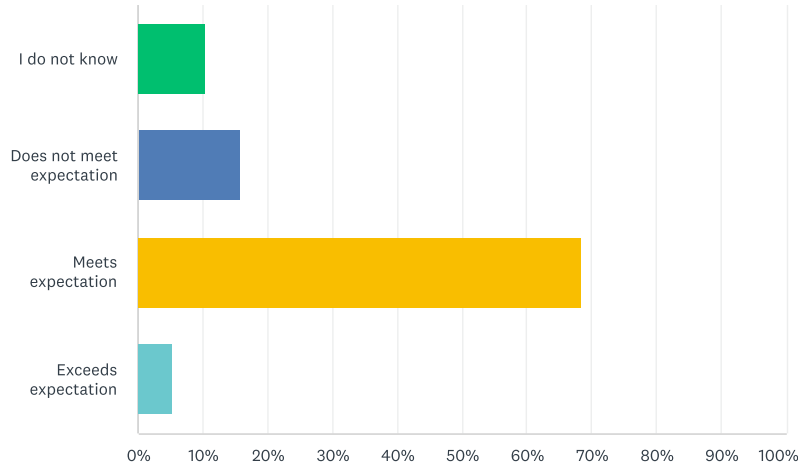
ANSWER CHOICES	SCORE	RESPONSES	
I do not know	0/3	15.79%	3
Does not meet expectation	1/3	31.58%	6
Meets expectation	2/3	42.11%	8
✓ Exceeds expectation	3/3	10.53%	2
<b>TOTAL</b>			<b>19</b>

Q7



Ability to set the priority of plans, actions, and/or requests

Answered: 19 Skipped: 0



QUIZ STATISTICS

Percent Correct 5%	Average Score 1.7/3.0 (56%)	Standard Deviation 0.75	Difficulty 9/11
-----------------------	--------------------------------	----------------------------	--------------------

ANSWER CHOICES	SCORE	RESPONSES	
I do not know	0/3	10.53%	2
Does not meet expectation	1/3	15.79%	3
Meets expectation	2/3	68.42%	13
✓ Exceeds expectation	3/3	5.26%	1
<b>TOTAL</b>			<b>19</b>

Q8



Ability to follow up on plans, actions, and/or requests

Answered: 19 Skipped: 0

Share Link

<https://www.surveymonkey.com/re>

COPY

Share

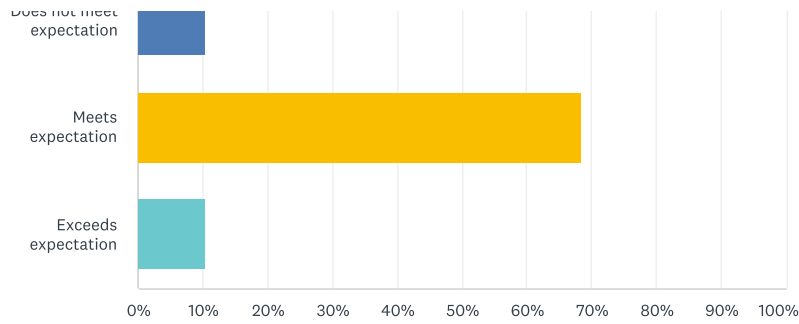
Tweet

Share

19 responses



SIGN UP FREE



**QUIZ STATISTICS**

Percent Correct 11%	Average Score 1.8/3.0 (60%)	Standard Deviation 0.79	Difficulty 11/11
------------------------	--------------------------------	----------------------------	---------------------

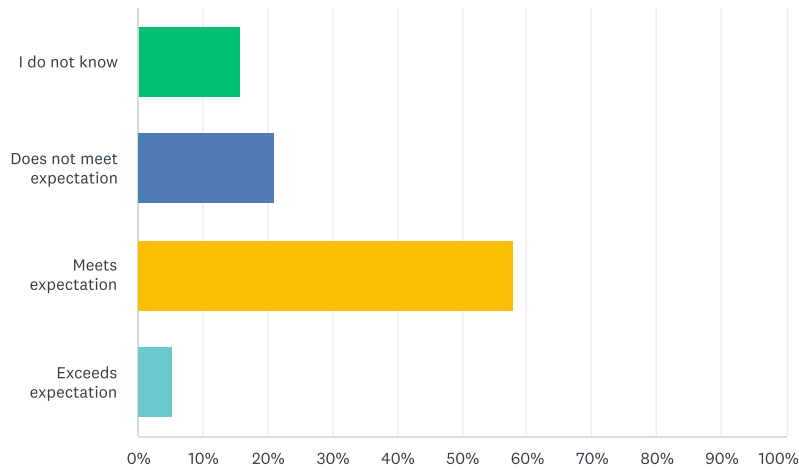
ANSWER CHOICES	SCORE	RESPONSES	
I do not know	0/3	10.53%	2
Does not meet expectation	1/3	10.53%	2
Meets expectation	2/3	68.42%	13
✓ Exceeds expectation	3/3	10.53%	2
<b>TOTAL</b>			<b>19</b>

Q9



### Ability to compile reports to enhance our budget enhancement processes

Answered: 19 Skipped: 0



**QUIZ STATISTICS**

Percent Correct 5%	Average Score 1.5/3.0 (51%)	Standard Deviation 0.84	Difficulty 7/11
-----------------------	--------------------------------	----------------------------	--------------------

ANSWER CHOICES	SCORE	RESPONSES	
I do not know	0/3	15.79%	3
Does not meet expectation	1/3	21.05%	4

Share Link

<https://www.surveymonkey.com/re>

COPY

Share

Tweet

Share

19 responses



SIGN UP FREE

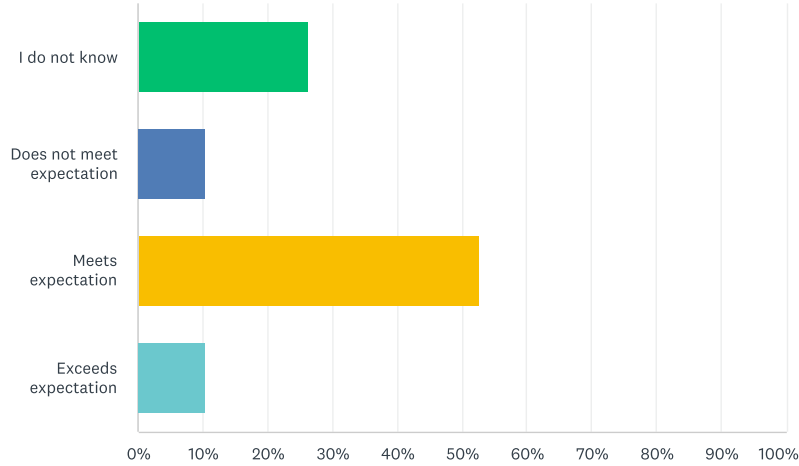


Q10



### Ability to review and provide feedback on program review submittals

Answered: 19 Skipped: 0



QUIZ STATISTICS

Percent Correct	Average Score	Standard Deviation	Difficulty
11%	1.5/3.0 (49%)	1.02	5/11

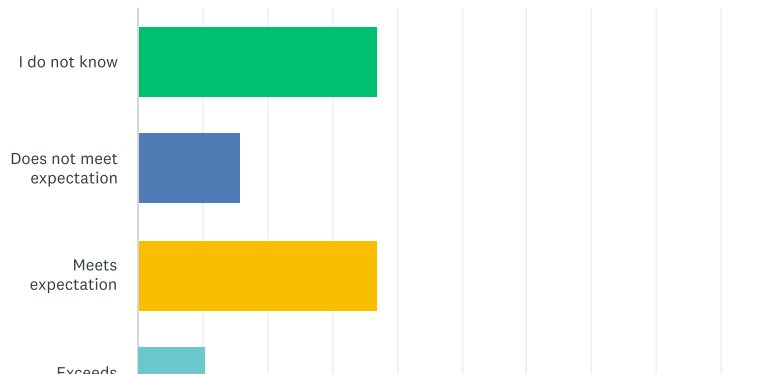
ANSWER CHOICES	SCORE	RESPONSES	
I do not know	0/3	26.32%	5
Does not meet expectation	1/3	10.53%	2
Meets expectation	2/3	52.63%	10
✓ Exceeds expectation	3/3	10.53%	2
<b>TOTAL</b>			<b>19</b>

Q11



### Availability of training and support

Answered: 19 Skipped: 0



Share Link

<https://www.surveymonkey.com/re>

COPY

Share

Tweet

Share

19 responses



SIGN UP FREE



QUIZ STATISTICS

Percent Correct 11%	Average Score 1.2/3.0 (40%)	Standard Deviation 1.08	Difficulty 2/11
------------------------	--------------------------------	----------------------------	--------------------

ANSWER CHOICES	SCORE	RESPONSES	
I do not know	0/3	36.84%	7
Does not meet expectation	1/3	15.79%	3
Meets expectation	2/3	36.84%	7
✓ Exceeds expectation	3/3	10.53%	2
<b>TOTAL</b>			<b>19</b>

Q12



What do you like best about this product?

Answered: 13 Skipped: 6

dashboard  
5/18/2021 8:28 AM

There really is nothing I like about this product.  
5/17/2021 5:05 PM

Program pathways mapping feature.  
5/17/2021 4:56 PM

I like the process they have to create new goals in CPR and align them with data that's already integrated from CSLO's and PLO's.  
5/17/2021 3:46 PM

Q13



What do you like least about this product?

Answered: 17 Skipped: 2

budget enhancement part. same issue as SPOL.  
5/18/2021 8:28 AM

Share Link

<https://www.surveymonkey.com/re>

COPY

Share

Tweet

Share

19 responses





SIGN UP FREE



5/17/2021 4:56 PM

Seems very complicated to implement and could be lengthy process in trying to train people how to use it properly.

5/17/2021 3:46 PM

Q14



Is there anything you would like to learn more about this product?

Answered: 9 Skipped: 10

a 15-30 minute presentation is not sufficient time to review a product

5/18/2021 8:28 AM

No. I do not like this product.

5/17/2021 5:05 PM

n/a

5/17/2021 1:50 PM

More about badging.

5/13/2021 1:10 PM

Q15



Is there any additional information you would like to share about this product?

Answered: 5 Skipped: 14

The formatting and navigation is very similar to SPOL.

Share Link

<https://www.surveymonkey.com/re>

COPY

Share

Tweet

Share

19 responses



SIGN UP FREE



5/17/2021 1:50 PM

Most community colleges that use this product have mixed feelings.

5/11/2021 10:11 AM

N/A

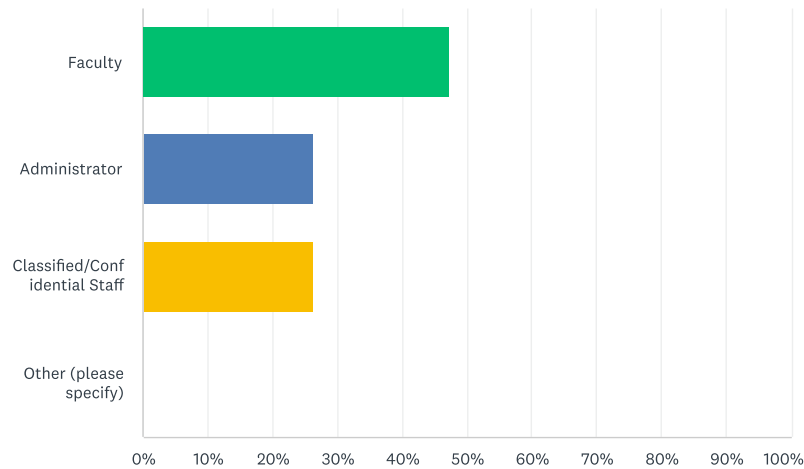
5/8/2021 11:13 AM

Q16



Please select your role at IVC:

Answered: 19 Skipped: 0



ANSWER CHOICES	RESPONSES	
Faculty	47.37%	9
Administrator	26.32%	5
Classified/Confidential Staff	26.32%	5
Other (please specify)	Responses 0.00%	0
<b>TOTAL</b>		<b>19</b>

Powered by SurveyMonkey

Check out our [sample surveys](#) and [create your own now!](#)

Share Link

<https://www.surveymonkey.com/re>

COPY

Share

Tweet

Share

19 responses



SIGN UP FREE



# Nuventive Evaluation Rubric

QUESTION SUMMARIES

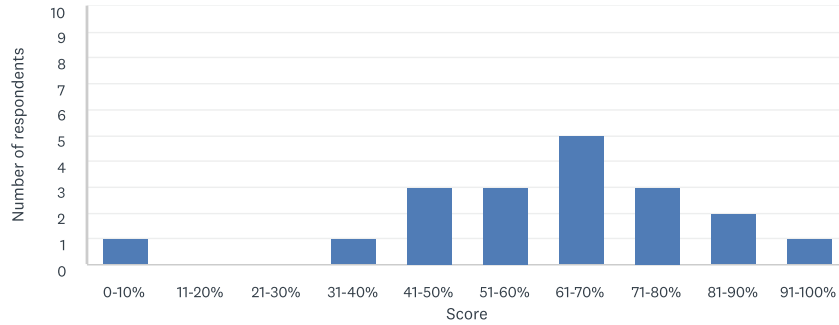
DATA TRENDS

## Quiz Summary



AVERAGE SCORE

62% • 20/33 PTS



### STATISTICS

Lowest Score  
6%

Median  
64%

Highest Score  
100%

Mean: 62%

Standard Deviation: 20%

### Question Ranking

QUESTIONS (11)	DIFFICULTY	AVERAGE SCORE
Q11 Availability of training and support	1	50%
Q5 Ability to disaggregate learning outcomes by student characteristics	2	56%
Q9 Ability to compile reports to enhance our budget enhancement processes	3	58%

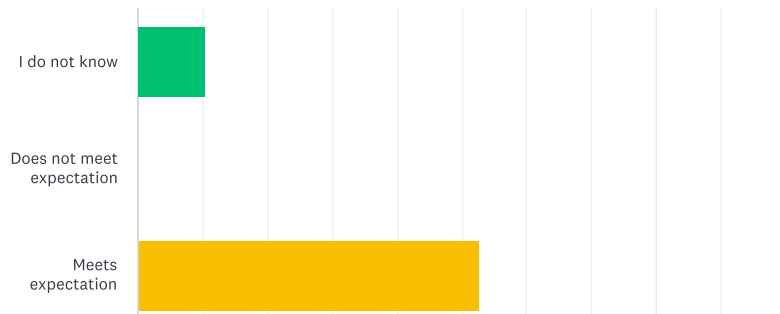
[Show all quiz questions](#)

## Q1



### Ability to customize to match our existing processes

Answered: 19 Skipped: 0



Share Link

<https://www.surveymonkey.com/re>

COPY

Share

Tweet

Share

19 responses



SIGN UP FREE



QUIZ STATISTICS

Percent Correct 37%	Average Score 2.2/3.0 (72%)	Standard Deviation 0.90	Difficulty 10/11
------------------------	--------------------------------	----------------------------	---------------------

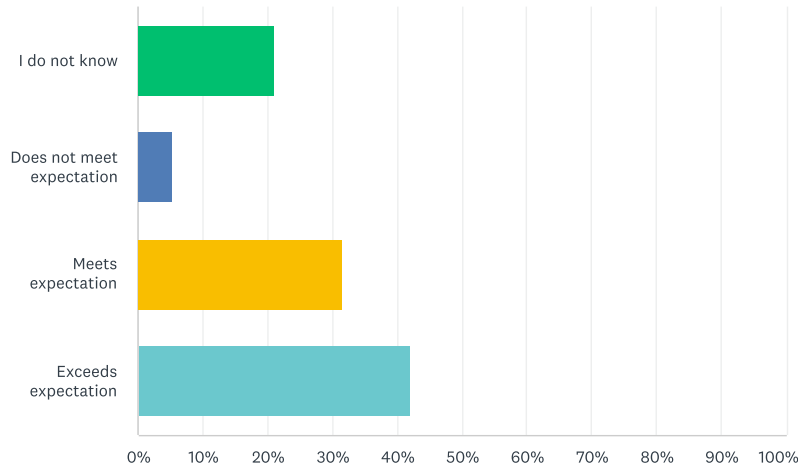
ANSWER CHOICES	SCORE	RESPONSES	
I do not know	0/3	10.53%	2
Does not meet expectation	1/3	0.00%	0
Meets expectation	2/3	52.63%	10
✓ Exceeds expectation	3/3	36.84%	7
<b>TOTAL</b>			<b>19</b>

Q2



Ability to connect with CurricUNET and Canvas

Answered: 19 Skipped: 0



QUIZ STATISTICS

Percent Correct 42%	Average Score 1.9/3.0 (65%)	Standard Deviation 1.18	Difficulty 7/11
------------------------	--------------------------------	----------------------------	--------------------

ANSWER CHOICES	SCORE	RESPONSES	
I do not know	0/3	21.05%	4
Does not meet expectation	1/3	5.26%	1
Meets expectation	2/3	31.58%	6
✓ Exceeds expectation	3/3	42.11%	8
<b>TOTAL</b>			<b>19</b>

Q3



Ability to print annual program review submittal

Answered: 19 Skipped: 0

Share Link

<https://www.surveymonkey.com/re>

COPY

Share

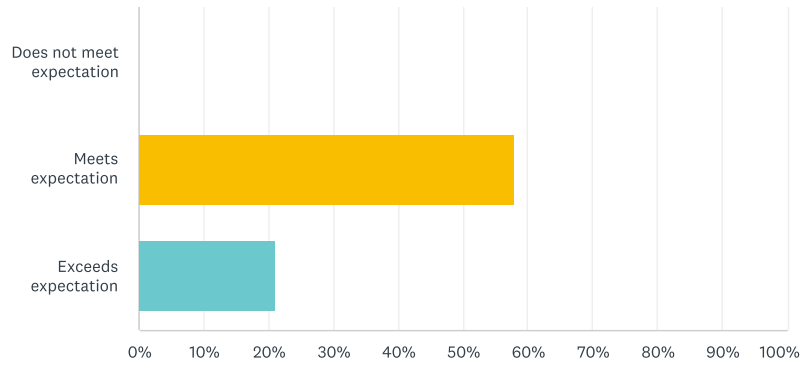
Tweet

Share

19 responses



SIGN UP FREE



QUIZ STATISTICS

Percent Correct 21%	Average Score 1.8/3.0 (60%)	Standard Deviation 1.03	Difficulty 5/11
------------------------	--------------------------------	----------------------------	--------------------

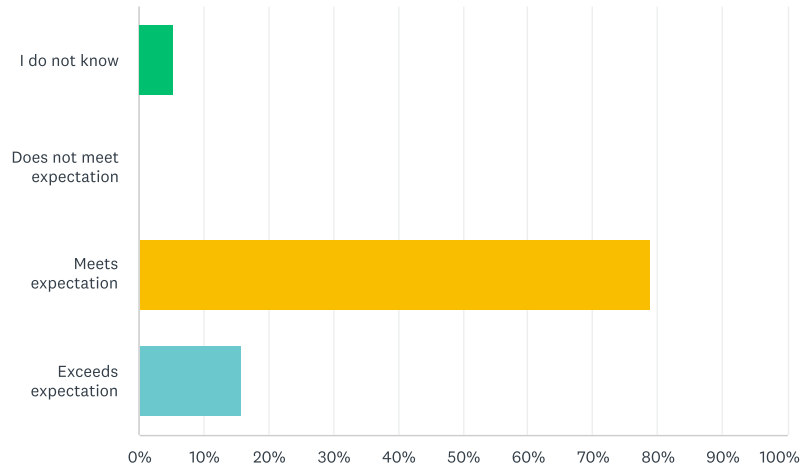
ANSWER CHOICES	SCORE	RESPONSES	
I do not know	0/3	21.05%	4
Does not meet expectation	1/3	0.00%	0
Meets expectation	2/3	57.89%	11
✓ Exceeds expectation	3/3	21.05%	4
<b>TOTAL</b>			<b>19</b>

Q4



Ability to map learning outcomes and goals to other goal sets

Answered: 19 Skipped: 0



QUIZ STATISTICS

Percent Correct 16%	Average Score 2.1/3.0 (68%)	Standard Deviation 0.62	Difficulty 9/11
------------------------	--------------------------------	----------------------------	--------------------

ANSWER CHOICES	SCORE	RESPONSES	
I do not know	0/3	5.26%	1

Share Link

<https://www.surveymonkey.com/re...>

COPY

Share

Tweet

Share

19 responses



SIGN UP FREE



TOTAL

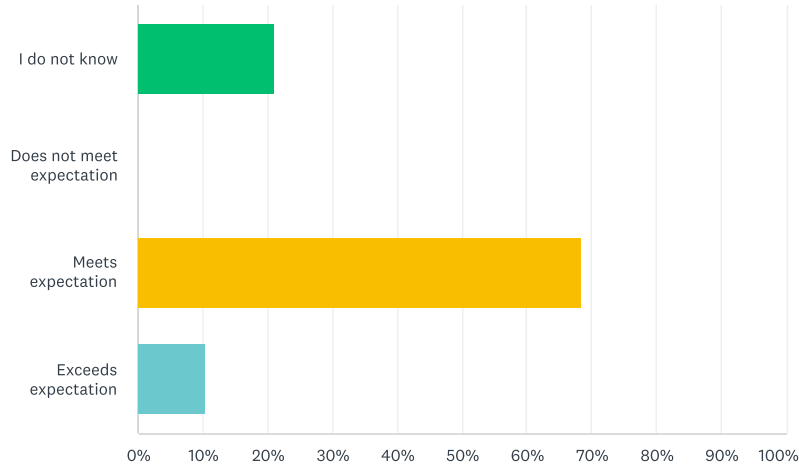
19

Q5



### Ability to disaggregate learning outcomes by student characteristics

Answered: 19 Skipped: 0



#### QUIZ STATISTICS

Percent Correct	Average Score	Standard Deviation	Difficulty
11%	1.7/3.0 (56%)	0.95	2/11

ANSWER CHOICES	SCORE	RESPONSES	
I do not know	0/3	21.05%	4
Does not meet expectation	1/3	0.00%	0
Meets expectation	2/3	68.42%	13
✓ Exceeds expectation	3/3	10.53%	2
<b>TOTAL</b>			<b>19</b>

Q6



### Ability to embed data and generate intelligent reports

Answered: 19 Skipped: 0



Share Link

<https://www.surveymonkey.com/re>

COPY

Share

Tweet

Share

19 responses



SIGN UP FREE



QUIZ STATISTICS

Percent Correct 26%	Average Score 2.2/3.0 (72%)	Standard Deviation 0.69	Difficulty 10/11
------------------------	--------------------------------	----------------------------	---------------------

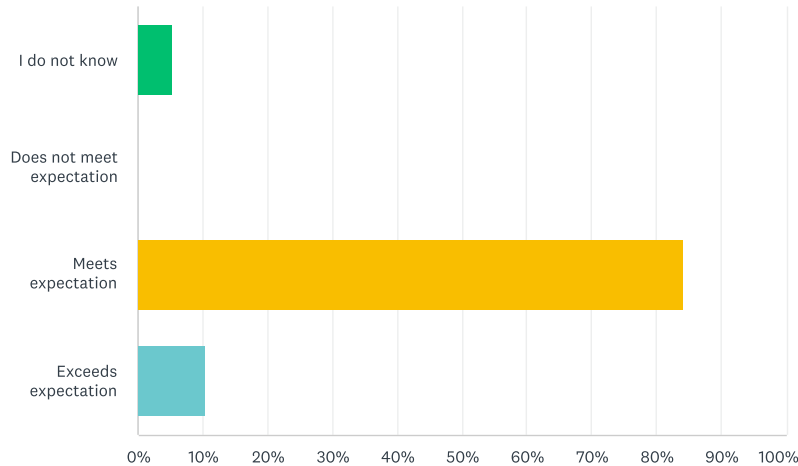
ANSWER CHOICES	SCORE	RESPONSES	
I do not know	0/3	5.26%	1
Does not meet expectation	1/3	0.00%	0
Meets expectation	2/3	68.42%	13
✓ Exceeds expectation	3/3	26.32%	5
<b>TOTAL</b>			<b>19</b>

Q7



Ability to set the priority of plans, actions, and/or requests

Answered: 19 Skipped: 0



QUIZ STATISTICS

Percent Correct 11%	Average Score 2.0/3.0 (67%)	Standard Deviation 0.58	Difficulty 8/11
------------------------	--------------------------------	----------------------------	--------------------

ANSWER CHOICES	SCORE	RESPONSES	
I do not know	0/3	5.26%	1
Does not meet expectation	1/3	0.00%	0
Meets expectation	2/3	84.21%	16
✓ Exceeds expectation	3/3	10.53%	2
<b>TOTAL</b>			<b>19</b>

Q8



Ability to follow up on plans, actions, and/or requests

Answered: 19 Skipped: 0

Share Link

<https://www.surveymonkey.com/re>

COPY

Share

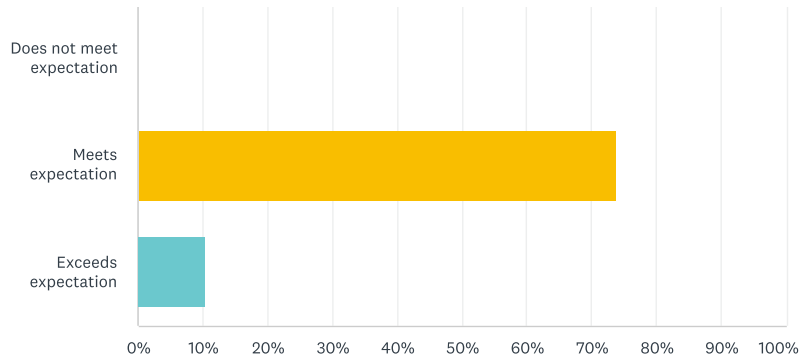
Tweet

Share

19 responses



SIGN UP FREE



QUIZ STATISTICS

Percent Correct 11%	Average Score 1.8/3.0 (60%)	Standard Deviation 0.85	Difficulty 5/11
------------------------	--------------------------------	----------------------------	--------------------

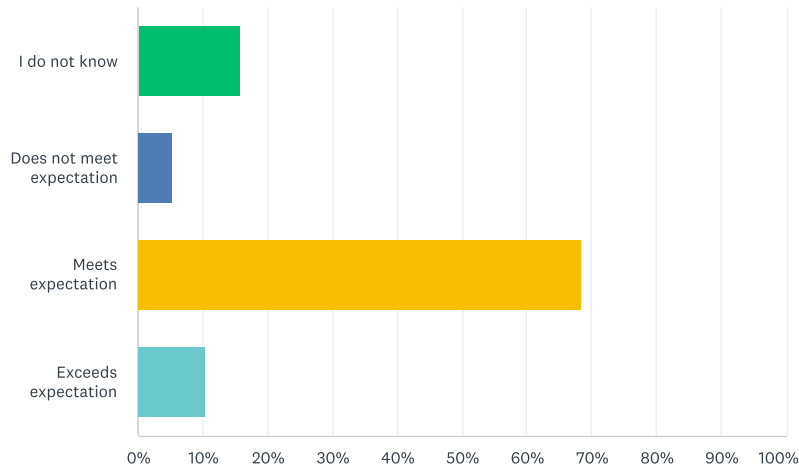
ANSWER CHOICES	SCORE	RESPONSES
I do not know	0/3	15.79% 3
Does not meet expectation	1/3	0.00% 0
Meets expectation	2/3	73.68% 14
✓ Exceeds expectation	3/3	10.53% 2
<b>TOTAL</b>		<b>19</b>

Q9



### Ability to compile reports to enhance our budget enhancement processes

Answered: 19 Skipped: 0



QUIZ STATISTICS

Percent Correct 11%	Average Score 1.7/3.0 (58%)	Standard Deviation 0.87	Difficulty 3/11
------------------------	--------------------------------	----------------------------	--------------------

ANSWER CHOICES	SCORE	RESPONSES
I do not know	0/3	15.79% 3

Share Link

<https://www.surveymonkey.com/re...>

COPY

Share

Tweet

Share

19 responses





SIGN UP FREE

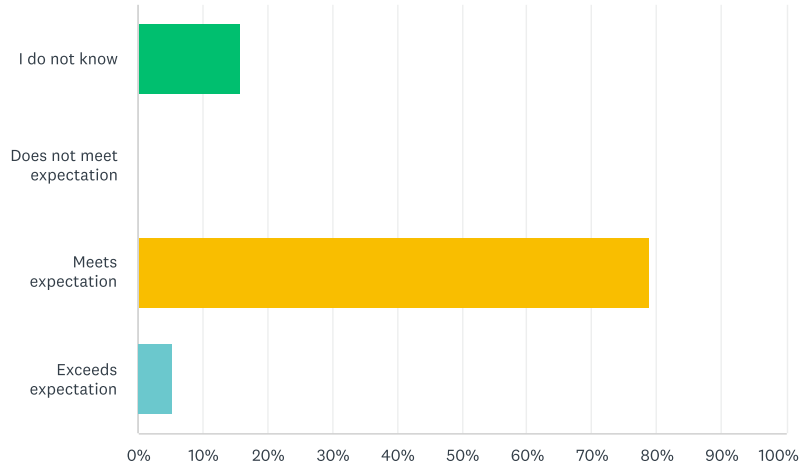


### Q10



## Ability to review and provide feedback on program review submittals

Answered: 19 Skipped: 0



#### QUIZ STATISTICS

Percent Correct	Average Score	Standard Deviation	Difficulty
5%	1.7/3.0 (58%)	0.81	3/11

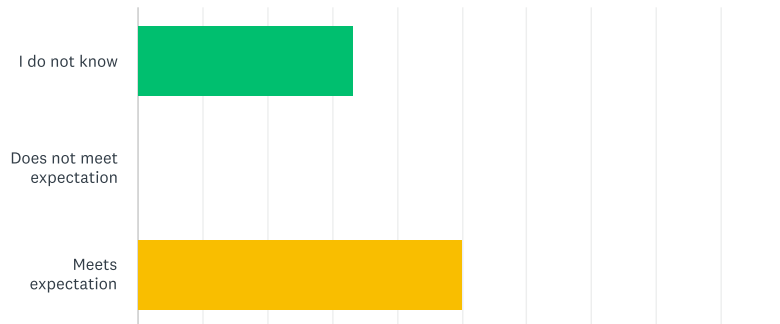
ANSWER CHOICES	SCORE	RESPONSES
I do not know	0/3	15.79% 3
Does not meet expectation	1/3	0.00% 0
Meets expectation	2/3	78.95% 15
✓ Exceeds expectation	3/3	5.26% 1
<b>TOTAL</b>		<b>19</b>

### Q11



## Availability of training and support

Answered: 18 Skipped: 1



Share Link

<https://www.surveymonkey.com/re>

COPY

Share

Tweet

Share

19 responses



SIGN UP FREE



QUIZ STATISTICS

Percent Correct 16%	Average Score 1.5/3.0 (50%)	Standard Deviation 1.15	Difficulty 1/11
------------------------	--------------------------------	----------------------------	--------------------

ANSWER CHOICES	SCORE	RESPONSES	
I do not know	0/3	33.33%	6
Does not meet expectation	1/3	0.00%	0
Meets expectation	2/3	50.00%	9
✓ Exceeds expectation	3/3	16.67%	3
<b>TOTAL</b>			<b>18</b>

Q12



What do you like best about this product?

Answered: 16 Skipped: 3

The dashboard and front end were nice.

5/18/2021 8:32 AM

It is easy to navigate and combine various other elements such as statistics. It uses a split screen format which is visually more pleasing than trying to go back and forth from different screens. The format is more visually pleasing than others I have seen.

5/17/2021 5:01 PM

The visuals

5/17/2021 4:57 PM

The functionality seems user friendly. You have other institutions at the CC level already using this product.

5/17/2021 3:50 PM

Q13



What do you like least about this product?

Answered: 11 Skipped: 8

The enhanced budget requests will remain the same as in SPOL. Also, dirty data going in is providing dirty data going out.

5/18/2021 8:32 AM

Share Link

<https://www.surveymonkey.com/re>

COPY

Share

Tweet

Share

19 responses



SIGN UP FREE



The training will be a bit of challenge.

5/17/2021 3:50 PM

Don't see any downside.

5/17/2021 2:12 PM

Q14



Is there anything you would like to learn more about this product?

Answered: 9 Skipped: 10

The presentation was nice but 30 minutes only shows the nice parts of the product.

5/18/2021 8:32 AM

I would like to have had more time to check it out. The link to the Canvas site came very late after the meeting when I had other tasks that needed to be done, such as meetings and grading for classes. I need more time to schedule something in.

5/17/2021 5:01 PM

n/a

5/17/2021 1:56 PM

How to connect/integrate Canvas outcomes to this system.

5/13/2021 1:17 PM

Q15



Is there any additional information you would like to share about this product?

Answered: 6 Skipped: 13

Share Link

<https://www.surveymonkey.com/re>

COPY

Share

Tweet

Share

19 responses



SIGN UP FREE



My "gut" tells me this is the better product.

5/17/2021 5:01 PM

n/a

5/17/2021 1:56 PM

N/A

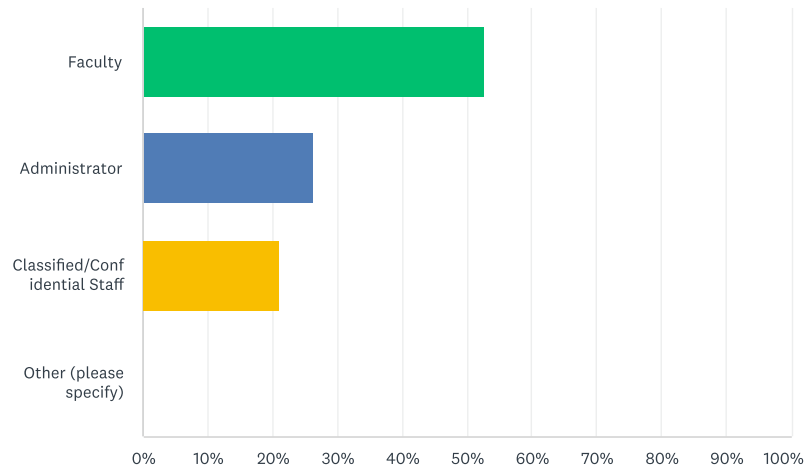
5/11/2021 10:19 AM

Q16



Please select your role at IVC:

Answered: 19 Skipped: 0



ANSWER CHOICES	RESPONSES	
Faculty	52.63%	10
Administrator	26.32%	5
Classified/Confidential Staff	21.05%	4
Other (please specify)	<a href="#">Responses</a> 0.00%	0
<b>TOTAL</b>		<b>19</b>

Powered by SurveyMonkey

Check out our [sample surveys](#) and [create your own now!](#)

Share Link

<https://www.surveymonkey.com/re>

COPY

Share

Tweet

Share

19 responses



SIGN UP FREE



Share Link

<https://www.surveymonkey.com/re>

COPY

Share

Tweet

Share

19 responses