

1. Please rate the Professional Development Day on the following:

	Excellent	Average	Poor	Rating Average	Response Count
Overall Agenda	<b>52.0% (13)</b>	44.0% (11)	4.0% (1)	2.48	25
Key Note Speaker	<b>41.7% (10)</b>	33.3% (8)	25.0% (6)	2.17	24
Breakout Session Topics	40.0% (10)	<b>56.0% (14)</b>	4.0% (1)	2.36	25
Length of Time for Each Breakout Session	<b>60.0% (15)</b>	36.0% (9)	4.0% (1)	2.56	25
Announcement of Professional Development Day	44.0% (11)	<b>52.0% (13)</b>	4.0% (1)	2.40	25
Event Location & Venue	<b>84.0% (21)</b>	16.0% (4)	0.0% (0)	2.84	25
Food Served at Event	30.4% (7)	<b>56.5% (13)</b>	13.0% (3)	2.17	23
				<b>answered question</b>	<b>25</b>
				<b>skipped question</b>	<b>1</b>




**2. What did you enjoy or value the most about this event?**

	<b>Response Count</b>
	20
<b>answered question</b>	<b>20</b>
<b>skipped question</b>	<b>6</b>




**3. Do you have any suggestions for improving this event?**

	<b>Response Count</b>
	15
<b>answered question</b>	<b>15</b>
<b>skipped question</b>	<b>11</b>

**4. Would you attend this event again?**

		Response Percent	Response Count
Yes		84.0%	21
No		4.0%	1
Maybe		12.0%	3
<b>answered question</b>			<b>25</b>
<b>skipped question</b>			<b>1</b>

**5. Would you be interested in being a presenter at future Flex Days?**

		Response Percent	Response Count
Yes		28.0%	7
No		48.0%	12
Maybe		24.0%	6
<b>answered question</b>			<b>25</b>
<b>skipped question</b>			<b>1</b>

**6. Please add any ideas for topics for a breakout session at future events.**

	<b>Response Count</b>
	10
<b>answered question</b>	<b>10</b>
<b>skipped question</b>	<b>16</b>

**2. What did you enjoy or value the most about this event?**

	<b>Response Text</b>	
1	I got paid.	Feb 11, 2011 1:06 AM
2	Getting together with colleagues to discuss some important information.	Feb 11, 2011 1:12 AM
3	Communicating with faculty	Feb 11, 2011 1:31 AM
4	Getting together with colleagues.	Feb 11, 2011 1:42 AM
5	Talking with colleagues and learning how others teach.	Feb 11, 2011 1:58 AM
6	Spending time with colleagues from other departments.	Feb 11, 2011 2:54 AM
7	key note	Feb 11, 2011 3:21 AM
8	The variety of topics and re-uniting with my coworkers.	Feb 11, 2011 3:44 AM
9	Collaborating with another teacher to share stuff with more teachers!	Feb 11, 2011 4:30 AM
10	practical suggestions	Feb 11, 2011 5:30 AM
11	I can't remember the key note or the food....	Feb 11, 2011 6:28 AM
12	Dr. Barcomb	Feb 11, 2011 6:37 AM
13	Classroom legalities - the dos and don'ts of classroom discipline.	Feb 11, 2011 6:43 AM
14	Talk on dangers in cyberspace-just wasn't long enough to cover the topic	Feb 11, 2011 5:30 PM
15	It's always important for faculty to intermingle and discuss events/ideas with people who might not be in the same division.	Feb 12, 2011 8:01 PM
16	I went to this conference but left after two minutes when I realized the topic did not address questions relevant to my needs.	Feb 13, 2011 7:25 PM
17	The training I attended was well done and timely. The presenter, Dr. Drew, kept it lively. It was well attended by IVC staff and members of the community which should help in our grant applications	Feb 14, 2011 3:49 PM
18	The range of topics covered.	Feb 14, 2011 4:40 PM

## 2. What did you enjoy or value the most about this event?

### Response Text

19	All sessions were related professional development, either for individual faculty or instructional programs.	Feb 14, 2011 5:02 PM
20	Learned a few things about computer security and curricunet	Feb 19, 2011 8:33 PM

## 3. Do you have any suggestions for improving this event?

### Response Text

1	Get a keynote speaker whose speech is geared towards faculty.	Feb 11, 2011 1:06 AM
2	Just the date / it was explained why it was done in Jan this year.	Feb 11, 2011 1:12 AM
3	Don't ever bring that keynote speaker back to IVC. her presentation was absolutely horrible.  And don't invite presenters who sell \$30 books with all the "good stuff" while they offer a vague and generalize presentation.	Feb 11, 2011 1:42 AM
4	Fewer breakouts--and center the whole event around a common theme, so that we are all learning and sharing towards the same common goal.	Feb 11, 2011 1:58 AM
5	Departments really need an extended amount of time together to work on projects/issues that they don't have time for during the rest of the year. Departments should be allowed to have extended meetings during this time.	Feb 11, 2011 2:54 AM
6	There should be some outdoor presentations such as field trips to local natural areas , e.g., New River Wetlands Project.	Feb 11, 2011 3:44 AM
7	More ads, also paying part time instructors for attending (I know that there are budget issues with this, but it helps).	Feb 11, 2011 4:30 AM
8	Send out the survey sooner.	Feb 11, 2011 6:28 AM
9	Shorten some of the sessions--	Feb 11, 2011 6:37 AM
10	Perhaps more out-of-area speakers.	Feb 11, 2011 6:43 AM
11	The discipline-specific breakout sessions should all occur during the same time-frames. This would allow us to also attend important topics such as Sergio Lopez and Brian McNeece and Eldon Cauldwell's discussions that were unfortunately interspersed with the other topics. By separating these sorts of items, attendees would not have conflicts about wheather to attend a potentially very useful classroom topic session or a universally useful institutional session.	Feb 12, 2011 8:01 PM
12	This would be a great time for campus wide training events. Maybe CPR, first aid updates since we are all first responders. Possibly more banner trainings, review of agenda & minutes format for clerical, inventory procedures and similar things.	Feb 14, 2011 3:49 PM
13	Better care should be spent (and dollars) to provide appropriate, timely, and well-prepared presentations.	Feb 14, 2011 4:48 PM
14	No.	Feb 14, 2011 5:02 PM
15	Yes do not provide a keynote speaker who provides a veiled anti-abortion message - and keeps referring to GOD	Feb 19, 2011 8:33 PM

## 6. Please add any ideas for topics for a breakout session at future events.

### Response Text

1	Put this into the hands of faculty. Let faculty plan this event. Let faculty conduct this event. Let's focus on true "staff development." This event should be more meaningful for faculty and not an administrator's showcase to appease the President.	Feb 11, 2011 1:42 AM
2	Anything that is applicable to GOOD TEACHING and not subject dependent.	Feb 11, 2011 2:54 AM
3	Rubrics and other assessment tools E Portfolios	Feb 11, 2011 3:21 AM
4	See above	Feb 11, 2011 3:44 AM
5	I'll send them as they come.	Feb 11, 2011 4:30 AM
6	Small group communication	Feb 11, 2011 6:37 AM
7	Techniques, methods that current research supports.	Feb 11, 2011 6:43 AM
8	Sexual Harrassment, which all employees are told they must be briefed on every so often.	Feb 12, 2011 8:01 PM
9	Noted above. CPR, first aid, Agenda & Minutes preferred format training for staff, banner trainings. Any thing new such as changes in purchasing or inventory control.	Feb 14, 2011 3:49 PM
10	Best practices in teaching methods.	Feb 14, 2011 4:48 PM

## 1. Please rate this event on the following:

	Excellent	Above Average	Average	Below Average	Poor	Rating Average	Response Count
Presenter(s)	100.0% (4)	0.0% (0)	0.0% (0)	0.0% (0)	0.0% (0)	1.00	4
Topic	100.0% (4)	0.0% (0)	0.0% (0)	0.0% (0)	0.0% (0)	1.00	4
Room Location	75.0% (3)	25.0% (1)	0.0% (0)	0.0% (0)	0.0% (0)	1.25	4
Length of Presentation	25.0% (1)	75.0% (3)	0.0% (0)	0.0% (0)	0.0% (0)	1.75	4
Information received	100.0% (4)	0.0% (0)	0.0% (0)	0.0% (0)	0.0% (0)	1.00	4
<b>answered question</b>							<b>4</b>
<b>skipped question</b>							<b>0</b>

## 2. What did you enjoy or value the most about this presentation?

	Response Count
	3
<b>answered question</b>	<b>3</b>
<b>skipped question</b>	<b>1</b>

## 2. What did you enjoy or value the most about this presentation?

### Response Text

1	I enjoyed the PowerPoint presentation and information presented in purchase orders.	Feb 11, 2011 8:44 PM
2	Informative on powerpoint...length required more time especially for staff that was new to topic...	Feb 15, 2011 1:43 AM
3	Everything, if possible it should be reviewed yearly or when updates come about. (Emailed Handout) training manual descriptions and instructions are wonderful Thanks...	Feb 23, 2011 10:12 PM



## 1. Please rate this event on the following:

	Excellent	Above Average	Average	Below Average	Poor	Rating Average	Response Count
Presenter(s)	100.0% (4)	0.0% (0)	0.0% (0)	0.0% (0)	0.0% (0)	1.00	4
Topic	100.0% (4)	0.0% (0)	0.0% (0)	0.0% (0)	0.0% (0)	1.00	4
Room Location	75.0% (3)	25.0% (1)	0.0% (0)	0.0% (0)	0.0% (0)	1.25	4
Length of Presentation	25.0% (1)	75.0% (3)	0.0% (0)	0.0% (0)	0.0% (0)	1.75	4
Information received	100.0% (4)	0.0% (0)	0.0% (0)	0.0% (0)	0.0% (0)	1.00	4
<b>answered question</b>							<b>4</b>
<b>skipped question</b>							<b>0</b>

## 2. What did you enjoy or value the most about this presentation?

	Response Count
	3
<b>answered question</b>	<b>3</b>
<b>skipped question</b>	<b>1</b>

## 2. What did you enjoy or value the most about this presentation?

### Response Text

1	I enjoyed the PowerPoint presentation and information presented in purchase orders.	Feb 11, 2011 8:44 PM
2	Informative on powerpoint...length required more time especially for staff that was new to topic...	Feb 15, 2011 1:43 AM
3	Everything, if possible it should be reviewed yearly or when updates come about. (Emailed Handout) training manual descriptions and instructions are wonderful Thanks...	Feb 23, 2011 10:12 PM

## 1. Please rate this event on the following:

	Excellent	Above Average	Average	Below Average	Poor	Rating Average	Response Count
Presenter(s)	100.0% (3)	0.0% (0)	0.0% (0)	0.0% (0)	0.0% (0)	1.00	3
Topic	100.0% (3)	0.0% (0)	0.0% (0)	0.0% (0)	0.0% (0)	1.00	3
Room Location	100.0% (3)	0.0% (0)	0.0% (0)	0.0% (0)	0.0% (0)	1.00	3
Length of Presentation	66.7% (2)	33.3% (1)	0.0% (0)	0.0% (0)	0.0% (0)	1.33	3
Information received	100.0% (3)	0.0% (0)	0.0% (0)	0.0% (0)	0.0% (0)	1.00	3
<b>answered question</b>							<b>3</b>
<b>skipped question</b>							<b>0</b>

## 2. What did you enjoy or value the most about this presentation?

	Response Count
	2
<b>answered question</b>	<b>2</b>
<b>skipped question</b>	<b>1</b>

## 2. What did you enjoy or value the most about this presentation?

### Response Text

- |   |  |                      |
|---|--|----------------------|
| 1 | Getting activities and ideas for activities that I can apply in my own classroom.  | Feb 11, 2011 4:31 AM |
| 2 | We worked on games, learning games. I thought it was great because it was something practical, something I can actullay use in my classroom (Kseniya). Then Letti showed us a great website that shows movies which go along with grammar points that we teach in our classes. Great job!! | Feb 11, 2011 2:50 PM |

1. Please rate this event on the following:

	Excellent	Above Average	Average	Below Average	Poor	Rating Average	Response Count
Presenter(s)	50.0% (3)	33.3% (2)	16.7% (1)	0.0% (0)	0.0% (0)	1.67	6
Topic	50.0% (3)	50.0% (3)	0.0% (0)	0.0% (0)	0.0% (0)	1.50	6
Room Location	66.7% (4)	33.3% (2)	0.0% (0)	0.0% (0)	0.0% (0)	1.33	6
Length of Presentation	33.3% (2)	50.0% (3)	16.7% (1)	0.0% (0)	0.0% (0)	1.83	6
Information received	50.0% (3)	33.3% (2)	16.7% (1)	0.0% (0)	0.0% (0)	1.67	6
<b>answered question</b>							<b>6</b>
<b>skipped question</b>							<b>0</b>

2. What did you enjoy or value the most about this presentation?

	Response Count
	3
<b>answered question</b>	<b>3</b>
<b>skipped question</b>	<b>3</b>

## 2. What did you enjoy or value the most about this presentation?

### Response Text

1	The presentation was very informative, but we didn't need an hour to cover the topic.	Feb 11, 2011 2:56 AM
2	Dixie was very patient and easy going.	Feb 11, 2011 3:38 AM
3	Learned to attach files, the instructors present showed interest in their course efficiency	Feb 23, 2011 10:35 PM

1. Please rate this event on the following:

	Excellent	Above Average	Average	Below Average	Poor	Rating Average	Response Count
Presenter(s)	83.3% (5)	16.7% (1)	0.0% (0)	0.0% (0)	0.0% (0)	1.17	6
Topic	100.0% (6)	0.0% (0)	0.0% (0)	0.0% (0)	0.0% (0)	1.00	6
Room Location	83.3% (5)	16.7% (1)	0.0% (0)	0.0% (0)	0.0% (0)	1.17	6
Length of Presentation	83.3% (5)	0.0% (0)	0.0% (0)	16.7% (1)	0.0% (0)	1.50	6
Information received	83.3% (5)	16.7% (1)	0.0% (0)	0.0% (0)	0.0% (0)	1.17	6
<b>answered question</b>							<b>6</b>
<b>skipped question</b>							<b>0</b>

2. What did you enjoy or value the most about this presentation?

	Response Count
	5
<b>answered question</b>	<b>5</b>
<b>skipped question</b>	<b>1</b>

## 2. What did you enjoy or value the most about this presentation?

### Response Text

1	the information!	Feb 11, 2011 6:39 AM
2	Excellent, informative speaker, but he needed 2 hours instead of 1.	Feb 11, 2011 5:33 PM
3	Yes, very valuable information on securing our PC's and Laptops.	Feb 11, 2011 8:42 PM
4	The most important value of this presentation was how to install anti-virus software.	Feb 12, 2011 6:27 PM
5	The topic was relevent and the speaker knows his stuff	Feb 15, 2011 11:00 PM



## 1. Please rate this event on the following:

	Excellent	Above Average	Average	Below Average	Poor	Rating Average	Response Count
Presenter(s)	<b>66.7% (4)</b>	16.7% (1)	16.7% (1)	0.0% (0)	0.0% (0)	1.50	6
Topic	<b>66.7% (4)</b>	16.7% (1)	16.7% (1)	0.0% (0)	0.0% (0)	1.50	6
Room Location	16.7% (1)	33.3% (2)	<b>50.0% (3)</b>	0.0% (0)	0.0% (0)	2.33	6
Length of Presentation	33.3% (2)	<b>50.0% (3)</b>	16.7% (1)	0.0% (0)	0.0% (0)	1.83	6
Information received	<b>33.3% (2)</b>	<b>33.3% (2)</b>	<b>33.3% (2)</b>	0.0% (0)	0.0% (0)	2.00	6
<b>answered question</b>							<b>6</b>
<b>skipped question</b>							<b>0</b>

## 2. What did you enjoy or value the most about this presentation?

	Response Count
	3
<b>answered question</b>	<b>3</b>
<b>skipped question</b>	<b>3</b>

## 2. What did you enjoy or value the most about this presentation?

### Response Text

1	Very direct and needed answers to some serious questions.	Feb 11, 2011 6:35 AM
2	Enjoyed the Video presentation. Think it should be used for all students as they begin a new semester, or be made part of orientation by the college.	Feb 11, 2011 6:44 PM
3	The clear direct explanation and the opportunity to ask individual questions was very helpful.	Feb 12, 2011 1:15 AM

## 1. Please rate this event on the following:

	Excellent	Above Average	Average	Below Average	Poor	Rating Average	Response Count
Presenter(s)	60.0% (3)	40.0% (2)	0.0% (0)	0.0% (0)	0.0% (0)	1.40	5
Topic	60.0% (3)	20.0% (1)	20.0% (1)	0.0% (0)	0.0% (0)	1.60	5
Room Location	80.0% (4)	20.0% (1)	0.0% (0)	0.0% (0)	0.0% (0)	1.20	5
Length of Presentation	80.0% (4)	20.0% (1)	0.0% (0)	0.0% (0)	0.0% (0)	1.20	5
Information received	60.0% (3)	20.0% (1)	20.0% (1)	0.0% (0)	0.0% (0)	1.60	5
<b>answered question</b>							<b>5</b>
<b>skipped question</b>							<b>0</b>

## 2. What did you enjoy or value the most about this presentation?

	Response Count
	3
<b>answered question</b>	<b>3</b>
<b>skipped question</b>	<b>2</b>

## 2. What did you enjoy or value the most about this presentation?

### Response Text

1	I loved learning how the K-12 teach and comparing it to how we teach--we can learn a lot from them.	Feb 11, 2011 1:55 AM
2	Nice presentation on a current education technique.	Feb 11, 2011 6:36 AM
3	The presenter had a firm knowledge of her field, and communicated info very clearly.	Feb 12, 2011 1:14 AM

## 1. Please rate this event on the following:

	Excellent	Above Average	Average	Below Average	Poor	Rating Average	Response Count
Presenter(s)	50.0% (1)	50.0% (1)	0.0% (0)	0.0% (0)	0.0% (0)	1.50	2
Topic	50.0% (1)	50.0% (1)	0.0% (0)	0.0% (0)	0.0% (0)	1.50	2
Room Location	100.0% (2)	0.0% (0)	0.0% (0)	0.0% (0)	0.0% (0)	1.00	2
Length of Presentation	50.0% (1)	50.0% (1)	0.0% (0)	0.0% (0)	0.0% (0)	1.50	2
Information received	50.0% (1)	0.0% (0)	50.0% (1)	0.0% (0)	0.0% (0)	2.00	2
<b>answered question</b>							<b>2</b>
<b>skipped question</b>							<b>0</b>

## 2. What did you enjoy or value the most about this presentation?

	Response Count
	2
<b>answered question</b>	<b>2</b>
<b>skipped question</b>	<b>0</b>

## 2. What did you enjoy or value the most about this presentation?

### Response Text

1	Only stayed for engrade.	Feb 11, 2011 1:04 AM
2	He went way to quickly for me. I wish we had an opportunity to create our own gradebook via Easy Quick Pro, and then learn the steps that way. I think time may have been an issue- maybe this was just a quick overview. He definitely knew his topic.	Feb 11, 2011 2:47 PM

# How Videoconferencing Can Remove Your Classroom Walls



## 1. Please rate this event on the following:

	Excellent	Above Average	Average	Below Average	Poor	Rating Average	Response Count
Presenter(s)	33.3% (1)	33.3% (1)	33.3% (1)	0.0% (0)	0.0% (0)	2.00	3
Topic	33.3% (1)	66.7% (2)	0.0% (0)	0.0% (0)	0.0% (0)	1.67	3
Room Location	66.7% (2)	33.3% (1)	0.0% (0)	0.0% (0)	0.0% (0)	1.33	3
Length of Presentation	33.3% (1)	66.7% (2)	0.0% (0)	0.0% (0)	0.0% (0)	1.67	3
Information received	33.3% (1)	33.3% (1)	0.0% (0)	33.3% (1)	0.0% (0)	2.33	3
<b>answered question</b>							<b>3</b>
<b>skipped question</b>							<b>0</b>

## 2. What did you enjoy or value the most about this presentation?

	Response Count
	3
<b>answered question</b>	<b>3</b>
<b>skipped question</b>	<b>0</b>

## 2. What did you enjoy or value the most about this presentation?

### Response Text

1	The presenter was well-versed in the topic. Despite the fact that the video-conferencing equipment working properly, the presenter still managed to overcome that problem to convey good information.	Feb 11, 2011 1:37 AM
2	Would have been better if the videoconferencing worked	Feb 11, 2011 5:32 PM
3	relevant information about educational technology presented clearly	Feb 13, 2011 7:22 PM



## 1. Please rate this event on the following:

	Excellent	Above Average	Average	Below Average	Poor	Rating Average	Response Count
Presenter(s)	66.7% (2)	33.3% (1)	0.0% (0)	0.0% (0)	0.0% (0)	1.33	3
Topic	66.7% (2)	33.3% (1)	0.0% (0)	0.0% (0)	0.0% (0)	1.33	3
Room Location	66.7% (2)	33.3% (1)	0.0% (0)	0.0% (0)	0.0% (0)	1.33	3
Length of Presentation	66.7% (2)	33.3% (1)	0.0% (0)	0.0% (0)	0.0% (0)	1.33	3
Information received	66.7% (2)	33.3% (1)	0.0% (0)	0.0% (0)	0.0% (0)	1.33	3
<b>answered question</b>							<b>3</b>
<b>skipped question</b>							<b>0</b>

## 2. What did you enjoy or value the most about this presentation?

	Response Count
	3
<b>answered question</b>	<b>3</b>
<b>skipped question</b>	<b>0</b>

## 2. What did you enjoy or value the most about this presentation?

### Response Text

1	The new perspective of incorporating lessons with nature	Feb 11, 2011 12:52 AM
2	Learning ways to connect to students better by relating concepts to the natural world.	Feb 11, 2011 1:20 AM
3	Susan gave many creative hands-on ideas to use in the classroom.	Feb 11, 2011 3:37 AM

**1. Please rate this event on the following:**

	Excellent	Above Average	Average	Below Average	Poor	Rating Average	Response Count
Presenter(s)	50.0% (3)	16.7% (1)	16.7% (1)	0.0% (0)	16.7% (1)	2.17	6
Topic	50.0% (3)	33.3% (2)	0.0% (0)	0.0% (0)	16.7% (1)	2.00	6
Room Location	83.3% (5)	0.0% (0)	16.7% (1)	0.0% (0)	0.0% (0)	1.33	6
Length of Presentation	33.3% (2)	33.3% (2)	16.7% (1)	0.0% (0)	16.7% (1)	2.33	6
Information received	50.0% (3)	0.0% (0)	16.7% (1)	16.7% (1)	16.7% (1)	2.50	6
<b>answered question</b>							<b>6</b>
<b>skipped question</b>							<b>0</b>

**2. What did you enjoy or value the most about this presentation?**

	Response Count
	5
<b>answered question</b>	<b>5</b>
<b>skipped question</b>	<b>1</b>

## 2. What did you enjoy or value the most about this presentation?

### Response Text

1	I don't even remember what this was about, and that says it all.	Feb 11, 2011 1:07 AM
2	Dr. Alfredo Cuellar was outstanding presenting the "The Eviac Model". His workshop provided me with an opportunity to think about the role our programs and institutions can have in the future of education at IVC and what we can do to strengthen it for the benefit of our students. We talked about our programs and how we have had to endure many obstacles over our history at IVC. He addressed IVC's new political climate and how to work to acquire additional resources to provide access to more Imperial Valley College Students and to provide support to those Seniors coming to IVC next year. I learned how important it is to help our students be successful and what we need to do to help them meet their educational goals. We are working countless hours to meet this goal. Thank you Dr. Cuellar	Feb 11, 2011 6:16 PM
3	The presenter clearly was open to input and valued the feedback of people present.	Feb 12, 2011 1:12 AM
4	I enjoyed to spend time with my colleagues.	Feb 12, 2011 6:06 PM
5	The conference allowed attendees to get to know each other and to become acquainted with Dr. Cuellar's interesting educational philosophy.	Feb 13, 2011 7:26 PM

## 1. Please rate this event on the following:

	Excellent	Above Average	Average	Below Average	Poor	Rating Average	Response Count
Presenter(s)	<b>44.4% (4)</b>	33.3% (3)	22.2% (2)	0.0% (0)	0.0% (0)	1.78	9
Topic	22.2% (2)	<b>44.4% (4)</b>	33.3% (3)	0.0% (0)	0.0% (0)	2.11	9
Room Location	<b>88.9% (8)</b>	11.1% (1)	0.0% (0)	0.0% (0)	0.0% (0)	1.11	9
Length of Presentation	<b>55.6% (5)</b>	44.4% (4)	0.0% (0)	0.0% (0)	0.0% (0)	1.44	9
Information received	22.2% (2)	33.3% (3)	<b>44.4% (4)</b>	0.0% (0)	0.0% (0)	2.22	9
<b>answered question</b>							<b>9</b>
<b>skipped question</b>							<b>0</b>

## 2. What did you enjoy or value the most about this presentation?

	Response Count
	4
<b>answered question</b>	<b>4</b>
<b>skipped question</b>	<b>5</b>

## 2. What did you enjoy or value the most about this presentation?

### Response Text

1	Some of it was useful.	Feb 11, 2011 1:08 AM
2	Dr. Barcomb--all of her presentation	Feb 11, 2011 6:35 AM
3	While the presenter seemed like a warm and caring individual, she was (in my opinion) too idealistic in many areas.	Feb 11, 2011 6:38 AM
4	Her genuine interest in student and faculty needs .	Feb 11, 2011 6:48 PM

## 1. Please rate this event on the following:

	Excellent	Above Average	Average	Below Average	Poor	Rating Average	Response Count
Presenter(s)	75.0% (3)	25.0% (1)	0.0% (0)	0.0% (0)	0.0% (0)	1.25	4
Topic	50.0% (2)	50.0% (2)	0.0% (0)	0.0% (0)	0.0% (0)	1.50	4
Room Location	75.0% (3)	0.0% (0)	25.0% (1)	0.0% (0)	0.0% (0)	1.50	4
Length of Presentation	75.0% (3)	25.0% (1)	0.0% (0)	0.0% (0)	0.0% (0)	1.25	4
Information received	75.0% (3)	25.0% (1)	0.0% (0)	0.0% (0)	0.0% (0)	1.25	4
<b>answered question</b>							<b>4</b>
<b>skipped question</b>							<b>0</b>

## 2. What did you enjoy or value the most about this presentation?

	Response Count
	2
<b>answered question</b>	<b>2</b>
<b>skipped question</b>	<b>2</b>


## 2. What did you enjoy or value the most about this presentation?

### Response Text

- |   |  |                      |
|---|--|----------------------|
| 1 | Finding out options for faculty to be better-connected to each other, which potentially will improve education for the student and the instructor. | Feb 11, 2011 1:22 AM |
| 2 | The idea of combining reading and writing classes and tracking student progress from class to class makes sense.                                   | Feb 14, 2011 4:57 PM |



# Teaching Developmental Reading Without Textbooks (as such)



## 1. Please rate this event on the following:

	Excellent	Above Average	Average	Below Average	Poor	Rating Average	Response Count
Presenter(s)	80.0% (4)	20.0% (1)	0.0% (0)	0.0% (0)	0.0% (0)	1.20	5
Topic	60.0% (3)	0.0% (0)	40.0% (2)	0.0% (0)	0.0% (0)	1.80	5
Room Location	60.0% (3)	40.0% (2)	0.0% (0)	0.0% (0)	0.0% (0)	1.40	5
Length of Presentation	60.0% (3)	20.0% (1)	20.0% (1)	0.0% (0)	0.0% (0)	1.60	5
Information received	60.0% (3)	20.0% (1)	20.0% (1)	0.0% (0)	0.0% (0)	1.60	5
<b>answered question</b>							<b>5</b>
<b>skipped question</b>							<b>0</b>

## 2. What did you enjoy or value the most about this presentation?

	Response Count
	3
<b>answered question</b>	<b>3</b>
<b>skipped question</b>	<b>2</b>

## 2. What did you enjoy or value the most about this presentation?

### Response Text

1	It was useful.	Feb 11, 2011 1:03 AM
2	Learning how Roberta taught her classes.	Feb 11, 2011 1:55 AM
3	knowledgeable colleagues' conversation about interesting academic theme	Feb 13, 2011 7:21 PM

## 1. Please rate this event on the following:

	Excellent	Above Average	Average	Below Average	Poor	Rating Average	Response Count
Presenter(s)	<b>66.7% (4)</b>	33.3% (2)	0.0% (0)	0.0% (0)	0.0% (0)	1.33	6
Topic	<b>50.0% (3)</b>	<b>50.0% (3)</b>	0.0% (0)	0.0% (0)	0.0% (0)	1.50	6
Room Location	<b>60.0% (3)</b>	40.0% (2)	0.0% (0)	0.0% (0)	0.0% (0)	1.40	5
Length of Presentation	<b>50.0% (3)</b>	33.3% (2)	16.7% (1)	0.0% (0)	0.0% (0)	1.67	6
Information received	<b>50.0% (3)</b>	0.0% (0)	<b>50.0% (3)</b>	0.0% (0)	0.0% (0)	2.00	6
<b>answered question</b>							<b>6</b>
<b>skipped question</b>							<b>0</b>

## 2. What did you enjoy or value the most about this presentation?

	Response Count
	3
<b>answered question</b>	<b>3</b>
<b>skipped question</b>	<b>3</b>

## 2. What did you enjoy or value the most about this presentation?

### Response Text

1	They were great speakers and had a tremendous amount of information to share with us	Feb 11, 2011 1:13 AM
2	The presenters highlighted how important it is to be aware of differences in the students and the outer community and suggested ways to not take those issues for granted and even be proactive in teaching tolerance. Their presentation was multimedia and interesting because of that also.	Feb 11, 2011 3:41 AM
3	Openness of the speakers	Feb 11, 2011 5:31 PM

1. Please rate this event on the following:

	Excellent	Above Average	Average	Below Average	Poor	Rating Average	Response Count
Presenter(s)	50.0% (1)	50.0% (1)	0.0% (0)	0.0% (0)	0.0% (0)	1.50	2
Topic	50.0% (1)	50.0% (1)	0.0% (0)	0.0% (0)	0.0% (0)	1.50	2
Room Location	100.0% (2)	0.0% (0)	0.0% (0)	0.0% (0)	0.0% (0)	1.00	2
Length of Presentation	50.0% (1)	50.0% (1)	0.0% (0)	0.0% (0)	0.0% (0)	1.50	2
Information received	50.0% (1)	50.0% (1)	0.0% (0)	0.0% (0)	0.0% (0)	1.50	2
<b>answered question</b>							<b>2</b>
<b>skipped question</b>							<b>0</b>

2. What did you enjoy or value the most about this presentation?

	Response Count
	2
<b>answered question</b>	<b>2</b>
<b>skipped question</b>	<b>0</b>

## 2. What did you enjoy or value the most about this presentation?

### Response Text

1	The presenter got right to the point and shared a wide range of useful information.	Feb 11, 2011 1:36 AM
2	The resources available through this site can supplement existing instructional Lab programs.	Feb 14, 2011 4:49 PM

1. Please rate this event on the following:

	Excellent	Above Average	Average	Below Average	Poor	Rating Average	Response Count
Presenter(s)	75.0% (6)	25.0% (2)	0.0% (0)	0.0% (0)	0.0% (0)	1.25	8
Topic	62.5% (5)	25.0% (2)	12.5% (1)	0.0% (0)	0.0% (0)	1.50	8
Room Location	75.0% (6)	25.0% (2)	0.0% (0)	0.0% (0)	0.0% (0)	1.25	8
Length of Presentation	62.5% (5)	12.5% (1)	25.0% (2)	0.0% (0)	0.0% (0)	1.63	8
Information received	62.5% (5)	12.5% (1)	25.0% (2)	0.0% (0)	0.0% (0)	1.63	8
<b>answered question</b>							<b>8</b>
<b>skipped question</b>							<b>0</b>

2. What did you enjoy or value the most about this presentation?

	Response Count
	4
<b>answered question</b>	<b>4</b>
<b>skipped question</b>	<b>4</b>

## 2. What did you enjoy or value the most about this presentation?

### Response Text

1	I learned how My Skills Tutor worked, but I wished that there was more data on how effective the program is to improve basic skills.	Feb 11, 2011 1:56 AM
2	She was very clear and gave excellent examples of how to use the website.	Feb 11, 2011 2:44 PM
3	The topic involved a program that I will be using for my students, so it was extremely useful.	Feb 12, 2011 8:03 PM
4	Having an overview of the software and giving teachers an opportunity to ask questions will make the adoption of the program go more smoothly.	Feb 14, 2011 4:58 PM



1. Please rate the Professional Development Day on the following:

	Excellent	Average	Poor	Rating Average	Response Count
Overall Agenda	<b>52.0% (13)</b>	44.0% (11)	4.0% (1)	2.48	25
Key Note Speaker	<b>41.7% (10)</b>	33.3% (8)	25.0% (6)	2.17	24
Breakout Session Topics	40.0% (10)	<b>56.0% (14)</b>	4.0% (1)	2.36	25
Length of Time for Each Breakout Session	<b>60.0% (15)</b>	36.0% (9)	4.0% (1)	2.56	25
Announcement of Professional Development Day	44.0% (11)	<b>52.0% (13)</b>	4.0% (1)	2.40	25
Event Location & Venue	<b>84.0% (21)</b>	16.0% (4)	0.0% (0)	2.84	25
Food Served at Event	30.4% (7)	<b>56.5% (13)</b>	13.0% (3)	2.17	23
				<b>answered question</b>	<b>25</b>
				<b>skipped question</b>	<b>1</b>




**2. What did you enjoy or value the most about this event?**

	<b>Response Count</b>
	20
<b>answered question</b>	<b>20</b>
<b>skipped question</b>	<b>6</b>




**3. Do you have any suggestions for improving this event?**

	<b>Response Count</b>
	15
<b>answered question</b>	<b>15</b>
<b>skipped question</b>	<b>11</b>

**4. Would you attend this event again?**

		Response Percent	Response Count
Yes		84.0%	21
No		4.0%	1
Maybe		12.0%	3
<b>answered question</b>			<b>25</b>
<b>skipped question</b>			<b>1</b>

**5. Would you be interested in being a presenter at future Flex Days?**

		Response Percent	Response Count
Yes		28.0%	7
No		48.0%	12
Maybe		24.0%	6
<b>answered question</b>			<b>25</b>
<b>skipped question</b>			<b>1</b>

**6. Please add any ideas for topics for a breakout session at future events.**

	<b>Response Count</b>
	10
<b>answered question</b>	<b>10</b>
<b>skipped question</b>	<b>16</b>

**2. What did you enjoy or value the most about this event?**

	<b>Response Text</b>	
1	I got paid.	Feb 11, 2011 1:06 AM
2	Getting together with colleagues to discuss some important information.	Feb 11, 2011 1:12 AM
3	Communicating with faculty	Feb 11, 2011 1:31 AM
4	Getting together with colleagues.	Feb 11, 2011 1:42 AM
5	Talking with colleagues and learning how others teach.	Feb 11, 2011 1:58 AM
6	Spending time with colleagues from other departments.	Feb 11, 2011 2:54 AM
7	key note	Feb 11, 2011 3:21 AM
8	The variety of topics and re-uniting with my coworkers.	Feb 11, 2011 3:44 AM
9	Collaborating with another teacher to share stuff with more teachers!	Feb 11, 2011 4:30 AM
10	practical suggestions	Feb 11, 2011 5:30 AM
11	I can't remember the key note or the food....	Feb 11, 2011 6:28 AM
12	Dr. Barcomb	Feb 11, 2011 6:37 AM
13	Classroom legalities - the dos and don'ts of classroom discipline.	Feb 11, 2011 6:43 AM
14	Talk on dangers in cyberspace-just wasn't long enough to cover the topic	Feb 11, 2011 5:30 PM
15	It's always important for faculty to intermingle and discuss events/ideas with people who might not be in the same division.	Feb 12, 2011 8:01 PM
16	I went to this conference but left after two minutes when I realized the topic did not address questions relevant to my needs.	Feb 13, 2011 7:25 PM
17	The training I attended was well done and timely. The presenter, Dr. Drew, kept it lively. It was well attended by IVC staff and members of the community which should help in our grant applications	Feb 14, 2011 3:49 PM
18	The range of topics covered.	Feb 14, 2011 4:40 PM

## 2. What did you enjoy or value the most about this event?

### Response Text

19	All sessions were related professional development, either for individual faculty or instructional programs.	Feb 14, 2011 5:02 PM
20	Learned a few things about computer security and curricunet	Feb 19, 2011 8:33 PM

## 3. Do you have any suggestions for improving this event?

### Response Text

1	Get a keynote speaker whose speech is geared towards faculty.	Feb 11, 2011 1:06 AM
2	Just the date / it was explained why it was done in Jan this year.	Feb 11, 2011 1:12 AM
3	Don't ever bring that keynote speaker back to IVC. her presentation was absolutely horrible.  And don't invite presenters who sell \$30 books with all the "good stuff" while they offer a vague and generalize presentation.	Feb 11, 2011 1:42 AM
4	Fewer breakouts--and center the whole event around a common theme, so that we are all learning and sharing towards the same common goal.	Feb 11, 2011 1:58 AM
5	Departments really need an extended amount of time together to work on projects/issues that they don't have time for during the rest of the year. Departments should be allowed to have extended meetings during this time.	Feb 11, 2011 2:54 AM
6	There should be some outdoor presentations such as field trips to local natural areas , e.g., New River Wetlands Project.	Feb 11, 2011 3:44 AM
7	More ads, also paying part time instructors for attending (I know that there are budget issues with this, but it helps).	Feb 11, 2011 4:30 AM
8	Send out the survey sooner.	Feb 11, 2011 6:28 AM
9	Shorten some of the sessions--	Feb 11, 2011 6:37 AM
10	Perhaps more out-of-area speakers.	Feb 11, 2011 6:43 AM
11	The discipline-specific breakout sessions should all occur during the same time-frames. This would allow us to also attend important topics such as Sergio Lopez and Brian McNeece and Eldon Cauldwell's discussions that were unfortunately interspersed with the other topics. By separating these sorts of items, attendees would not have conflicts about wheather to attend a potentially very useful classroom topic session or a universally useful institutional session.	Feb 12, 2011 8:01 PM
12	This would be a great time for campus wide training events. Maybe CPR, first aid updates since we are all first responders. Possibly more banner trainings, review of agenda & minutes format for clerical, inventory procedures and similar things.	Feb 14, 2011 3:49 PM
13	Better care should be spent (and dollars) to provide appropriate, timely, and well-prepared presentations.	Feb 14, 2011 4:48 PM
14	No.	Feb 14, 2011 5:02 PM
15	Yes do not provide a keynote speaker who provides a veiled anti-abortion message - and keeps referring to GOD	Feb 19, 2011 8:33 PM

## 6. Please add any ideas for topics for a breakout session at future events.

### Response Text

1	Put this into the hands of faculty. Let faculty plan this event. Let faculty conduct this event. Let's focus on true "staff development." This event should be more meaningful for faculty and not an administrator's showcase to appease the President.	Feb 11, 2011 1:42 AM
2	Anything that is applicable to GOOD TEACHING and not subject dependent.	Feb 11, 2011 2:54 AM
3	Rubrics and other assessment tools E Portfolios	Feb 11, 2011 3:21 AM
4	See above	Feb 11, 2011 3:44 AM
5	I'll send them as they come.	Feb 11, 2011 4:30 AM
6	Small group communication	Feb 11, 2011 6:37 AM
7	Techniques, methods that current research supports.	Feb 11, 2011 6:43 AM
8	Sexual Harrassment, which all employees are told they must be briefed on every so often.	Feb 12, 2011 8:01 PM
9	Noted above. CPR, first aid, Agenda & Minutes preferred format training for staff, banner trainings. Any thing new such as changes in purchasing or inventory control.	Feb 14, 2011 3:49 PM
10	Best practices in teaching methods.	Feb 14, 2011 4:48 PM

## 1. Please rate this event on the following:

	Excellent	Above Average	Average	Below Average	Poor	Rating Average	Response Count
Presenter(s)	100.0% (3)	0.0% (0)	0.0% (0)	0.0% (0)	0.0% (0)	1.00	3
Topic	100.0% (3)	0.0% (0)	0.0% (0)	0.0% (0)	0.0% (0)	1.00	3
Room Location	100.0% (3)	0.0% (0)	0.0% (0)	0.0% (0)	0.0% (0)	1.00	3
Length of Presentation	66.7% (2)	33.3% (1)	0.0% (0)	0.0% (0)	0.0% (0)	1.33	3
Information received	100.0% (3)	0.0% (0)	0.0% (0)	0.0% (0)	0.0% (0)	1.00	3
<b>answered question</b>							<b>3</b>
<b>skipped question</b>							<b>0</b>

## 2. What did you enjoy or value the most about this presentation?

	Response Count
	2
<b>answered question</b>	<b>2</b>
<b>skipped question</b>	<b>1</b>

## 2. What did you enjoy or value the most about this presentation?

### Response Text

- |   |  |                      |
|---|--|----------------------|
| 1 | Getting activities and ideas for activities that I can apply in my own classroom.  | Feb 11, 2011 4:31 AM |
| 2 | We worked on games, learning games. I thought it was great because it was something practical, something I can actullay use in my classroom (Kseniya). Then Letti showed us a great website that shows movies which go along with grammar points that we teach in our classes. Great job!! | Feb 11, 2011 2:50 PM |



1. Please rate this event on the following:

	Excellent	Above Average	Average	Below Average	Poor	Rating Average	Response Count
Presenter(s)	50.0% (3)	33.3% (2)	16.7% (1)	0.0% (0)	0.0% (0)	1.67	6
Topic	50.0% (3)	50.0% (3)	0.0% (0)	0.0% (0)	0.0% (0)	1.50	6
Room Location	66.7% (4)	33.3% (2)	0.0% (0)	0.0% (0)	0.0% (0)	1.33	6
Length of Presentation	33.3% (2)	50.0% (3)	16.7% (1)	0.0% (0)	0.0% (0)	1.83	6
Information received	50.0% (3)	33.3% (2)	16.7% (1)	0.0% (0)	0.0% (0)	1.67	6
<b>answered question</b>							<b>6</b>
<b>skipped question</b>							<b>0</b>

2. What did you enjoy or value the most about this presentation?

	Response Count
	3
<b>answered question</b>	<b>3</b>
<b>skipped question</b>	<b>3</b>

## 2. What did you enjoy or value the most about this presentation?

### Response Text

1	The presentation was very informative, but we didn't need an hour to cover the topic.	Feb 11, 2011 2:56 AM
2	Dixie was very patient and easy going.	Feb 11, 2011 3:38 AM
3	Learned to attach files, the instructors present showed interest in their course efficiency	Feb 23, 2011 10:35 PM

1. Please rate this event on the following:

	Excellent	Above Average	Average	Below Average	Poor	Rating Average	Response Count
Presenter(s)	83.3% (5)	16.7% (1)	0.0% (0)	0.0% (0)	0.0% (0)	1.17	6
Topic	100.0% (6)	0.0% (0)	0.0% (0)	0.0% (0)	0.0% (0)	1.00	6
Room Location	83.3% (5)	16.7% (1)	0.0% (0)	0.0% (0)	0.0% (0)	1.17	6
Length of Presentation	83.3% (5)	0.0% (0)	0.0% (0)	16.7% (1)	0.0% (0)	1.50	6
Information received	83.3% (5)	16.7% (1)	0.0% (0)	0.0% (0)	0.0% (0)	1.17	6
<b>answered question</b>							<b>6</b>
<b>skipped question</b>							<b>0</b>

2. What did you enjoy or value the most about this presentation?

	Response Count
	5
<b>answered question</b>	<b>5</b>
<b>skipped question</b>	<b>1</b>

## 2. What did you enjoy or value the most about this presentation?

### Response Text

1	the information!	Feb 11, 2011 6:39 AM
2	Excellent, informative speaker, but he needed 2 hours instead of 1.	Feb 11, 2011 5:33 PM
3	Yes, very valuable information on securing our PC's and Laptops.	Feb 11, 2011 8:42 PM
4	The most important value of this presentation was how to install anti-virus software.	Feb 12, 2011 6:27 PM
5	The topic was relevent and the speaker knows his stuff	Feb 15, 2011 11:00 PM

## 1. Please rate this event on the following:

	Excellent	Above Average	Average	Below Average	Poor	Rating Average	Response Count
Presenter(s)	<b>66.7% (4)</b>	16.7% (1)	16.7% (1)	0.0% (0)	0.0% (0)	1.50	6
Topic	<b>66.7% (4)</b>	16.7% (1)	16.7% (1)	0.0% (0)	0.0% (0)	1.50	6
Room Location	16.7% (1)	33.3% (2)	<b>50.0% (3)</b>	0.0% (0)	0.0% (0)	2.33	6
Length of Presentation	33.3% (2)	<b>50.0% (3)</b>	16.7% (1)	0.0% (0)	0.0% (0)	1.83	6
Information received	<b>33.3% (2)</b>	<b>33.3% (2)</b>	<b>33.3% (2)</b>	0.0% (0)	0.0% (0)	2.00	6
<b>answered question</b>							<b>6</b>
<b>skipped question</b>							<b>0</b>

## 2. What did you enjoy or value the most about this presentation?

	Response Count
	3
<b>answered question</b>	<b>3</b>
<b>skipped question</b>	<b>3</b>

## 2. What did you enjoy or value the most about this presentation?

### Response Text

1	Very direct and needed answers to some serious questions.	Feb 11, 2011 6:35 AM
2	Enjoyed the Video presentation. Think it should be used for all students as they begin a new semester, or be made part of orientation by the college.	Feb 11, 2011 6:44 PM
3	The clear direct explanation and the opportunity to ask individual questions was very helpful.	Feb 12, 2011 1:15 AM

## 1. Please rate this event on the following:

	Excellent	Above Average	Average	Below Average	Poor	Rating Average	Response Count
Presenter(s)	60.0% (3)	40.0% (2)	0.0% (0)	0.0% (0)	0.0% (0)	1.40	5
Topic	60.0% (3)	20.0% (1)	20.0% (1)	0.0% (0)	0.0% (0)	1.60	5
Room Location	80.0% (4)	20.0% (1)	0.0% (0)	0.0% (0)	0.0% (0)	1.20	5
Length of Presentation	80.0% (4)	20.0% (1)	0.0% (0)	0.0% (0)	0.0% (0)	1.20	5
Information received	60.0% (3)	20.0% (1)	20.0% (1)	0.0% (0)	0.0% (0)	1.60	5
<b>answered question</b>							<b>5</b>
<b>skipped question</b>							<b>0</b>

## 2. What did you enjoy or value the most about this presentation?

	Response Count
	3
<b>answered question</b>	<b>3</b>
<b>skipped question</b>	<b>2</b>

## 2. What did you enjoy or value the most about this presentation?

### Response Text

1	I loved learning how the K-12 teach and comparing it to how we teach--we can learn a lot from them.	Feb 11, 2011 1:55 AM
2	Nice presentation on a current education technique.	Feb 11, 2011 6:36 AM
3	The presenter had a firm knowledge of her field, and communicated info very clearly.	Feb 12, 2011 1:14 AM



## 1. Please rate this event on the following:

	Excellent	Above Average	Average	Below Average	Poor	Rating Average	Response Count
Presenter(s)	50.0% (1)	50.0% (1)	0.0% (0)	0.0% (0)	0.0% (0)	1.50	2
Topic	50.0% (1)	50.0% (1)	0.0% (0)	0.0% (0)	0.0% (0)	1.50	2
Room Location	100.0% (2)	0.0% (0)	0.0% (0)	0.0% (0)	0.0% (0)	1.00	2
Length of Presentation	50.0% (1)	50.0% (1)	0.0% (0)	0.0% (0)	0.0% (0)	1.50	2
Information received	50.0% (1)	0.0% (0)	50.0% (1)	0.0% (0)	0.0% (0)	2.00	2
<b>answered question</b>							<b>2</b>
<b>skipped question</b>							<b>0</b>

## 2. What did you enjoy or value the most about this presentation?

	Response Count
	2
<b>answered question</b>	<b>2</b>
<b>skipped question</b>	<b>0</b>

## 2. What did you enjoy or value the most about this presentation?

### Response Text

1	Only stayed for engrade.	Feb 11, 2011 1:04 AM
2	He went way to quickly for me. I wish we had an opportunity to create our own gradebook via Easy Quick Pro, and then learn the steps that way. I think time may have been an issue- maybe this was just a quick overview. He definitely knew his topic.	Feb 11, 2011 2:47 PM

# How Videoconferencing Can Remove Your Classroom Walls



## 1. Please rate this event on the following:

	Excellent	Above Average	Average	Below Average	Poor	Rating Average	Response Count
Presenter(s)	33.3% (1)	33.3% (1)	33.3% (1)	0.0% (0)	0.0% (0)	2.00	3
Topic	33.3% (1)	66.7% (2)	0.0% (0)	0.0% (0)	0.0% (0)	1.67	3
Room Location	66.7% (2)	33.3% (1)	0.0% (0)	0.0% (0)	0.0% (0)	1.33	3
Length of Presentation	33.3% (1)	66.7% (2)	0.0% (0)	0.0% (0)	0.0% (0)	1.67	3
Information received	33.3% (1)	33.3% (1)	0.0% (0)	33.3% (1)	0.0% (0)	2.33	3
<b>answered question</b>							<b>3</b>
<b>skipped question</b>							<b>0</b>

## 2. What did you enjoy or value the most about this presentation?

	Response Count
	3
<b>answered question</b>	<b>3</b>
<b>skipped question</b>	<b>0</b>

## 2. What did you enjoy or value the most about this presentation?

### Response Text

1	The presenter was well-versed in the topic. Despite the fact that the video-conferencing equipment working properly, the presenter still managed to overcome that problem to convey good information.	Feb 11, 2011 1:37 AM
2	Would have been better if the videoconferencing worked	Feb 11, 2011 5:32 PM
3	relevant information about educational technology presented clearly	Feb 13, 2011 7:22 PM

## 1. Please rate this event on the following:

	Excellent	Above Average	Average	Below Average	Poor	Rating Average	Response Count
Presenter(s)	66.7% (2)	33.3% (1)	0.0% (0)	0.0% (0)	0.0% (0)	1.33	3
Topic	66.7% (2)	33.3% (1)	0.0% (0)	0.0% (0)	0.0% (0)	1.33	3
Room Location	66.7% (2)	33.3% (1)	0.0% (0)	0.0% (0)	0.0% (0)	1.33	3
Length of Presentation	66.7% (2)	33.3% (1)	0.0% (0)	0.0% (0)	0.0% (0)	1.33	3
Information received	66.7% (2)	33.3% (1)	0.0% (0)	0.0% (0)	0.0% (0)	1.33	3
<b>answered question</b>							<b>3</b>
<b>skipped question</b>							<b>0</b>

## 2. What did you enjoy or value the most about this presentation?

	Response Count
	3
<b>answered question</b>	<b>3</b>
<b>skipped question</b>	<b>0</b>

## 2. What did you enjoy or value the most about this presentation?

### Response Text

1	The new perspective of incorporating lessons with nature	Feb 11, 2011 12:52 AM
2	Learning ways to connect to students better by relating concepts to the natural world.	Feb 11, 2011 1:20 AM
3	Susan gave many creative hands-on ideas to use in the classroom.	Feb 11, 2011 3:37 AM

## 1. Please rate this event on the following:

	Excellent	Above Average	Average	Below Average	Poor	Rating Average	Response Count
Presenter(s)	50.0% (3)	16.7% (1)	16.7% (1)	0.0% (0)	16.7% (1)	2.17	6
Topic	50.0% (3)	33.3% (2)	0.0% (0)	0.0% (0)	16.7% (1)	2.00	6
Room Location	83.3% (5)	0.0% (0)	16.7% (1)	0.0% (0)	0.0% (0)	1.33	6
Length of Presentation	33.3% (2)	33.3% (2)	16.7% (1)	0.0% (0)	16.7% (1)	2.33	6
Information received	50.0% (3)	0.0% (0)	16.7% (1)	16.7% (1)	16.7% (1)	2.50	6
<b>answered question</b>							<b>6</b>
<b>skipped question</b>							<b>0</b>

## 2. What did you enjoy or value the most about this presentation?

	Response Count
	5
<b>answered question</b>	<b>5</b>
<b>skipped question</b>	<b>1</b>

## 2. What did you enjoy or value the most about this presentation?

### Response Text

1	I don't even remember what this was about, and that says it all.	Feb 11, 2011 1:07 AM
2	Dr. Alfredo Cuellar was outstanding presenting the "The Eviac Model". His workshop provided me with an opportunity to think about the role our programs and institutions can have in the future of education at IVC and what we can do to strengthen it for the benefit of our students. We talked about our programs and how we have had to endure many obstacles over our history at IVC. He addressed IVC's new political climate and how to work to acquire additional resources to provide access to more Imperial Valley College Students and to provide support to those Seniors coming to IVC next year. I learned how important it is to help our students be successful and what we need to do to help them meet their educational goals. We are working countless hours to meet this goal. Thank you Dr. Cuellar	Feb 11, 2011 6:16 PM
3	The presenter clearly was open to input and valued the feedback of people present.	Feb 12, 2011 1:12 AM
4	I enjoyed to spend time with my colleagues.	Feb 12, 2011 6:06 PM
5	The conference allowed attendees to get to know each other and to become acquainted with Dr. Cuellar's interesting educational philosophy.	Feb 13, 2011 7:26 PM



## 1. Please rate this event on the following:

	Excellent	Above Average	Average	Below Average	Poor	Rating Average	Response Count
Presenter(s)	<b>44.4% (4)</b>	33.3% (3)	22.2% (2)	0.0% (0)	0.0% (0)	1.78	9
Topic	22.2% (2)	<b>44.4% (4)</b>	33.3% (3)	0.0% (0)	0.0% (0)	2.11	9
Room Location	<b>88.9% (8)</b>	11.1% (1)	0.0% (0)	0.0% (0)	0.0% (0)	1.11	9
Length of Presentation	<b>55.6% (5)</b>	44.4% (4)	0.0% (0)	0.0% (0)	0.0% (0)	1.44	9
Information received	22.2% (2)	33.3% (3)	<b>44.4% (4)</b>	0.0% (0)	0.0% (0)	2.22	9
<b>answered question</b>							<b>9</b>
<b>skipped question</b>							<b>0</b>

## 2. What did you enjoy or value the most about this presentation?

	Response Count
	4
<b>answered question</b>	<b>4</b>
<b>skipped question</b>	<b>5</b>

## 2. What did you enjoy or value the most about this presentation?

### Response Text

1	Some of it was useful.	Feb 11, 2011 1:08 AM
2	Dr. Barcomb--all of her presentation	Feb 11, 2011 6:35 AM
3	While the presenter seemed like a warm and caring individual, she was (in my opinion) too idealistic in many areas.	Feb 11, 2011 6:38 AM
4	Her genuine interest in student and faculty needs .	Feb 11, 2011 6:48 PM

## 1. Please rate this event on the following:

	Excellent	Above Average	Average	Below Average	Poor	Rating Average	Response Count
Presenter(s)	75.0% (3)	25.0% (1)	0.0% (0)	0.0% (0)	0.0% (0)	1.25	4
Topic	50.0% (2)	50.0% (2)	0.0% (0)	0.0% (0)	0.0% (0)	1.50	4
Room Location	75.0% (3)	0.0% (0)	25.0% (1)	0.0% (0)	0.0% (0)	1.50	4
Length of Presentation	75.0% (3)	25.0% (1)	0.0% (0)	0.0% (0)	0.0% (0)	1.25	4
Information received	75.0% (3)	25.0% (1)	0.0% (0)	0.0% (0)	0.0% (0)	1.25	4
<b>answered question</b>							<b>4</b>
<b>skipped question</b>							<b>0</b>

## 2. What did you enjoy or value the most about this presentation?

	Response Count
	2
<b>answered question</b>	<b>2</b>
<b>skipped question</b>	<b>2</b>

## 2. What did you enjoy or value the most about this presentation?

### Response Text

- |   |  |                      |
|---|--|----------------------|
| 1 | Finding out options for faculty to be better-connected to each other, which potentially will improve education for the student and the instructor. | Feb 11, 2011 1:22 AM |
| 2 | The idea of combining reading and writing classes and tracking student progress from class to class makes sense.                                   | Feb 14, 2011 4:57 PM |

# Teaching Developmental Reading Without Textbooks (as such)



## 1. Please rate this event on the following:

	Excellent	Above Average	Average	Below Average	Poor	Rating Average	Response Count
Presenter(s)	80.0% (4)	20.0% (1)	0.0% (0)	0.0% (0)	0.0% (0)	1.20	5
Topic	60.0% (3)	0.0% (0)	40.0% (2)	0.0% (0)	0.0% (0)	1.80	5
Room Location	60.0% (3)	40.0% (2)	0.0% (0)	0.0% (0)	0.0% (0)	1.40	5
Length of Presentation	60.0% (3)	20.0% (1)	20.0% (1)	0.0% (0)	0.0% (0)	1.60	5
Information received	60.0% (3)	20.0% (1)	20.0% (1)	0.0% (0)	0.0% (0)	1.60	5
<b>answered question</b>							<b>5</b>
<b>skipped question</b>							<b>0</b>

## 2. What did you enjoy or value the most about this presentation?

	Response Count
	3
<b>answered question</b>	<b>3</b>
<b>skipped question</b>	<b>2</b>

## 2. What did you enjoy or value the most about this presentation?

### Response Text

1	It was useful.	Feb 11, 2011 1:03 AM
2	Learning how Roberta taught her classes.	Feb 11, 2011 1:55 AM
3	knowledgeable colleagues' conversation about interesting academic theme	Feb 13, 2011 7:21 PM

## 1. Please rate this event on the following:

	Excellent	Above Average	Average	Below Average	Poor	Rating Average	Response Count
Presenter(s)	<b>66.7% (4)</b>	33.3% (2)	0.0% (0)	0.0% (0)	0.0% (0)	1.33	6
Topic	<b>50.0% (3)</b>	<b>50.0% (3)</b>	0.0% (0)	0.0% (0)	0.0% (0)	1.50	6
Room Location	<b>60.0% (3)</b>	40.0% (2)	0.0% (0)	0.0% (0)	0.0% (0)	1.40	5
Length of Presentation	<b>50.0% (3)</b>	33.3% (2)	16.7% (1)	0.0% (0)	0.0% (0)	1.67	6
Information received	<b>50.0% (3)</b>	0.0% (0)	<b>50.0% (3)</b>	0.0% (0)	0.0% (0)	2.00	6
<b>answered question</b>							<b>6</b>
<b>skipped question</b>							<b>0</b>

## 2. What did you enjoy or value the most about this presentation?

	Response Count
	3
<b>answered question</b>	<b>3</b>
<b>skipped question</b>	<b>3</b>

## 2. What did you enjoy or value the most about this presentation?

### Response Text

1	They were great speakers and had a tremendous amount of information to share with us	Feb 11, 2011 1:13 AM
2	The presenters highlighted how important it is to be aware of differences in the students and the outer community and suggested ways to not take those issues for granted and even be proactive in teaching tolerance. Their presentation was multimedia and interesting because of that also.	Feb 11, 2011 3:41 AM
3	Openness of the speakers	Feb 11, 2011 5:31 PM



1. Please rate this event on the following:							
	Excellent	Above Average	Average	Below Average	Poor	Rating Average	Response Count
Presenter(s)	50.0% (1)	50.0% (1)	0.0% (0)	0.0% (0)	0.0% (0)	1.50	2
Topic	50.0% (1)	50.0% (1)	0.0% (0)	0.0% (0)	0.0% (0)	1.50	2
Room Location	100.0% (2)	0.0% (0)	0.0% (0)	0.0% (0)	0.0% (0)	1.00	2
Length of Presentation	50.0% (1)	50.0% (1)	0.0% (0)	0.0% (0)	0.0% (0)	1.50	2
Information received	50.0% (1)	50.0% (1)	0.0% (0)	0.0% (0)	0.0% (0)	1.50	2
<b>answered question</b>							<b>2</b>
<b>skipped question</b>							<b>0</b>

2. What did you enjoy or value the most about this presentation?	
	Response Count
	2
<b>answered question</b>	<b>2</b>
<b>skipped question</b>	<b>0</b>

## 2. What did you enjoy or value the most about this presentation?

### Response Text

1	The presenter got right to the point and shared a wide range of useful information.	Feb 11, 2011 1:36 AM
2	The resources available through this site can supplement existing instructional Lab programs.	Feb 14, 2011 4:49 PM

1. Please rate this event on the following:

	Excellent	Above Average	Average	Below Average	Poor	Rating Average	Response Count
Presenter(s)	75.0% (6)	25.0% (2)	0.0% (0)	0.0% (0)	0.0% (0)	1.25	8
Topic	62.5% (5)	25.0% (2)	12.5% (1)	0.0% (0)	0.0% (0)	1.50	8
Room Location	75.0% (6)	25.0% (2)	0.0% (0)	0.0% (0)	0.0% (0)	1.25	8
Length of Presentation	62.5% (5)	12.5% (1)	25.0% (2)	0.0% (0)	0.0% (0)	1.63	8
Information received	62.5% (5)	12.5% (1)	25.0% (2)	0.0% (0)	0.0% (0)	1.63	8
<b>answered question</b>							<b>8</b>
<b>skipped question</b>							<b>0</b>

2. What did you enjoy or value the most about this presentation?

	Response Count
	4
<b>answered question</b>	<b>4</b>
<b>skipped question</b>	<b>4</b>

## 2. What did you enjoy or value the most about this presentation?

### Response Text

1	I learned how My Skills Tutor worked, but I wished that there was more data on how effective the program is to improve basic skills.	Feb 11, 2011 1:56 AM
2	She was very clear and gave excellent examples of how to use the website.	Feb 11, 2011 2:44 PM
3	The topic involved a program that I will be using for my students, so it was extremely useful.	Feb 12, 2011 8:03 PM
4	Having an overview of the software and giving teachers an opportunity to ask questions will make the adoption of the program go more smoothly.	Feb 14, 2011 4:58 PM