

President's Office Signature Request Form (Agreements, Contracts, MOUs, etc.)

Economic & Workforce

1. Division/Department: Development Division

2. Today's Date: 04/25/2023

3. Document Description: _____
23-24 Perkins Core Indicator Reports - Aggregate

President's Office Stamp Use:


4. Does this document need Board approval? ☐ Yes ☒ No

IF YES:

- a) Please submit a resolution and attach a clean electronic PDF copy of the document via BoardDocs.
- b) Type out or print out all areas where President Johnson's name is required as follows: Lennor M. Johnson, Ed.D., Superintendent/President or Dr. Lennor M. Johnson, Superintendent/President
- c) Flag all areas where President Johnson needs to sign.
- d) Board meeting date scheduled: _____

5. When completed, return Document to: Patricia Robles x6217
Name Extension

***Please route via Adobe Sign and copy Adriana Sano and Paula Saldana, unless an original signature is needed.**

Dean reviewed document on: Apr 25, 2023 
Date Signature
Efraim Silva (Apr 25, 2023 11:02 PDT)

Vice President of Area/Division reviewed and approved document on: Apr 25, 2023 (Date)

VP Signature: 
Cuauhtemoc Carboni (Apr 25, 2023 16:30 PDT)

***If applicable, i.e. Grants, New Programs, Budgets, etc.**

Chief Business Officer reviewed and approved document on: _____ (Date)

CBO Signature: _____

INSTRUCTIONS

- 1. Name the division or department requesting the President's Signature.
- 2. Add the date you are filling this form.
- 3. Document Description.
- 4. All NEW, REVISED, and/or RENEWAL agreements over \$10,000 must be approved/ratified by the Board.
- 5. All NEW, REVISED, and/or RENEWAL agreements under \$10,000 must be approved by VP, Dean, and signed by Superintendent/President. The agreements/contracts will go to the Board of Trustees under Warrants Paid.

References: See Board Policy/Administrative Procedure 6340.

**Should you have any questions, please do not hesitate to call
Adriana Sano at the President's Office, Extension 6219.**

Revised 08/22/22

College Aggregate Core Indicator Information (2023-2024)

Perkins V, Title I, Part C Local Application

Agreement # 23-C01-030 District/College: **IMPERIAL/IMPERIAL VALLEY****Instructions: Print out forms. Complete and sign bottom of last page.****Cohort Year CTE Enrollments: 6,742**

(includes CTE enrollments above introductory level only)

CTE Headcount: 3,018

(CTE students enrolled above introductory level only)

Core Indicator 1 - Cohort Yr: 2020- 2021 Postsecondary Retention & Placement			Negotiated Level		College Performance	Percent Above or Below Negotiated Level
	Count	Total	State	District		
1 CTE Cohort*	1,458	1,524	91.75	91.75	95.67	3.9
2 Individuals Preparing for Non-Traditional Fields	366	385	91.75	91.75	95.06	3.3
3 Out of Workforce Individuals	38	42	91.75	91.75	90.48	-1.3
4 Individuals with Economically Disadvantaged Families	1,191	1,243	91.75	91.75	95.82	4.1
5 English Learners	265	280	91.75	91.75	94.64	2.9
6 Single Parents	158	171	91.75	91.75	92.40	0.6
7 Individuals with Disabilities	112	118	91.75	91.75	94.92	3.2
8 Homeless Individuals	9	9	91.75	91.75	100.00	N/A
9 Youth in Foster Care	8	9	91.75	91.75	88.89	N/A
10 Youth with Parent in Active Military	0	0	91.75	91.75	N/R	N/R

Core Indicator 2 - Cohort Yr: 2020- 2021 Earned Postsecondary Credential			Negotiated Level		College Performance	Percent Above or Below Negotiated Level
	Count	Total	State	District		
11 CTE Cohort*	667	762	89.00	89.00	87.53	-1.5
12 Individuals Preparing for Non-Traditional Fields	193	212	89.00	89.00	91.04	2.0
13 Out of Workforce Individuals	19	22	89.00	89.00	86.36	-2.6
14 Individuals with Economically Disadvantaged Families	531	603	89.00	89.00	88.06	-0.9
15 English Learners	110	123	89.00	89.00	89.43	0.4
16 Single Parents	58	69	89.00	89.00	84.06	-4.9
17 Individuals with Disabilities	43	47	89.00	89.00	91.49	2.5
18 Homeless Individuals	5	5	89.00	89.00	100.00	N/A
19 Youth in Foster Care	1	2	89.00	89.00	50.00	N/A
20 Youth with Parent in Active Military	0	0	89.00	89.00	N/R	N/R

Core Indicator 3 - Cohort Yr: 2020- 2021 Non-traditional Program Enrollment			Negotiated Level		College Performance	Percent Above or Below Negotiated Level
	Count	Total	State	District		
21 CTE Cohort*	454	1,544	26.00	26.00	29.40	3.4
22 Individuals Preparing for Non-Traditional Fields	454	1,544	26.00	26.00	29.40	3.4
23 Out of Workforce Individuals	9	42	26.00	26.00	21.43	-4.6
24 Individuals with Economically Disadvantaged Families	377	1,253	26.00	26.00	30.09	4.1

* If no district target is available then state targets will be used.

College Aggregate Core Indicator Information (2023-2024)

Perkins V, Title I, Part C Local Application

25 English Learners	66	281	26.00	26.00	23.49	-2.5
26 Single Parents	42	154	26.00	26.00	27.27	1.3
27 Individuals with Disabilities	24	106	26.00	26.00	22.64	-3.4
28 Homeless Individuals	3	10	26.00	26.00	30.00	4.0
29 Youth in Foster Care	3	9	26.00	26.00	33.33	N/A
30 Youth with Parent in Active Military	0	0	26.00	26.00	N/R	N/R


Core Indicator 4 - Cohort Yr: 2020- 2021 Employment			Negotiated Level		College Performance	Percent Above or Below Negotiated Level
	Count	Total	State	District		
31 CTE Cohort*	450	559	73.23	73.23	80.50	7.3
32 Individuals Preparing for Non-Traditional Fields	101	125	73.23	73.23	80.80	7.6
33 Out of Workforce Individuals	10	15	73.23	73.23	66.67	-6.6
34 Individuals with Economically Disadvantaged Families	342	429	73.23	73.23	79.72	6.5
35 English Learners	80	110	73.23	73.23	72.73	-0.5
36 Single Parents	38	58	73.23	73.23	65.52	-7.7
37 Individuals with Disabilities	27	35	73.23	73.23	77.14	3.9
38 Homeless Individuals	DR	DR	73.23	73.23	DR	N/A
39 Youth in Foster Care	DR	DR	73.23	73.23	DR	N/A
40 Youth with Parent in Active Military	0	0	73.23	73.23	N/R	N/R

*Note: Students meeting criteria for for this indicator with 12+ CTE units in a discipline (one course is above intro) in 3 years. See cohort specifications for full criteria.

The DR notation indicates privacy requirements - EDD requires that counts less than six not be displayed. N/A (Not Applicable) indicates denominators 10 or N/R (Not Reported) indicates categories where no participants were reported. These performance indicators include all vocational programs whether or not they are supported with Perkins Title IC Funds. For more detailed reports, see Core Indicators 'Summary' and 'Detail' Reports. Shaded areas are for your information and are not included as accountability measures.

By totaling each positive, negative, N/A, N/R outcome in the last column from items 1 - 40, I certify and acknowledge that performance in the 40 Core Indicator categories is as follows:

18 of the 40 are at or above the District negotiated level(s);
11 of the 40 are below the District negotiated level(s);
11 of the 40 are list as (N/A, N/R)

District Chief Executive Officer:  Lennor Johnson (Apr 25, 2023 17:10 PDT)

Dr. Lennor Johnson, Superintendent/President

District Aggregate Core Indicator Information (2023-2024)

Perkins V, Title I, Part D Local Application

Agreement # 23-C01-030**IMPERIAL DISTRICT****Instructions: Print out forms. Complete and sign bottom of last page.****Cohort Year CTE Enrollments: 6,742****CTE Headcount: 3,018**

(includes CTE enrollments above introductory level only)

(CTE students enrolled above introductory level only)

Core Indicator 1 - Cohort Yr: 2020- 2021 Postsecondary Retention & Placement			Negotiated Level		District Performance	Percent Above or Below Negotiated Level
	Count	Total	State	District		
1 CTE Cohort*	1,458	1,524	91.75	91.75	95.67	3.9
2 Individuals Preparing for Non-Traditional Fields	366	385	91.75	91.75	95.06	3.3
3 Out of Workforce Individuals	38	42	91.75	91.75	90.48	-1.3
4 Individuals with Economically Disadvantaged Families	1,191	1,243	91.75	91.75	95.82	4.1
5 English Learners	265	280	91.75	91.75	94.64	2.9
6 Single Parents	158	171	91.75	91.75	92.40	0.6
7 Individuals with Disabilities	112	118	91.75	91.75	94.92	3.2
8 Homeless Individuals	9	9	91.75	91.75	100.00	N/A
9 Youth in Foster Care	8	9	91.75	91.75	88.89	N/A
10 Youth with Parent in Active Military	0	0	91.75	91.75	N/R	N/R

Core Indicator 2 - Cohort Yr: 2020- 2021 Earned Postsecondary Credential			Negotiated Level		District Performance	Percent Above or Below Negotiated Level
	Count	Total	State	District		
11 CTE Cohort*	667	762	89.00	89.00	87.53	-1.5
12 Individuals Preparing for Non-Traditional Fields	193	212	89.00	89.00	91.04	2.0
13 Out of Workforce Individuals	19	22	89.00	89.00	86.36	-2.6
14 Individuals with Economically Disadvantaged Families	531	603	89.00	89.00	88.06	-0.9
15 English Learners	110	123	89.00	89.00	89.43	0.4
16 Single Parents	58	69	89.00	89.00	84.06	-4.9
17 Individuals with Disabilities	43	47	89.00	89.00	91.49	2.5
18 Homeless Individuals	5	5	89.00	89.00	100.00	N/A
19 Youth in Foster Care	1	2	89.00	89.00	50.00	N/A
20 Youth with Parent in Active Military	0	0	89.00	89.00	N/R	N/R

Core Indicator 3 - Cohort Yr: 2020- 2021 Non-traditional Program Enrollment			Negotiated Level		District Performance	Percent Above or Below Negotiated Level
	Count	Total	State	District		
21 CTE Cohort*	454	1,544	26.00	26.00	29.40	3.4
22 Individuals Preparing for Non-Traditional Fields	454	1,544	26.00	26.00	29.40	3.4
23 Out of Workforce Individuals	9	42	26.00	26.00	21.43	-4.6
24 Individuals with Economically Disadvantaged Families	377	1,253	26.00	26.00	30.09	4.1

District Aggregate Core Indicator Information (2023-2024)

Perkins V, Title I, Part D Local Application

25 English Learners	66	281	26.00	26.00	23.49	-2.5
26 Single Parents	42	154	26.00	26.00	27.27	1.3
27 Individuals with Disabilities	24	106	26.00	26.00	22.64	-3.4
28 Homeless Individuals	3	10	26.00	26.00	30.00	4.0
29 Youth in Foster Care	3	9	26.00	26.00	33.33	N/A
30 Youth with Parent in Active Military	0	0	26.00	26.00	N/R	N/R


Core Indicator 4 - Cohort Yr: 2020- 2021 Employment			Negotiated Level		District Performance	Percent Above or Below Negotiated Level
	Count	Total	State	District		
31 CTE Cohort*	450	559	73.23	73.23	80.50	7.3
32 Individuals Preparing for Non-Traditional Fields	101	125	73.23	73.23	80.80	7.6
33 Out of Workforce Individuals	10	15	73.23	73.23	66.67	-6.6
34 Individuals with Economically Disadvantaged Families	342	429	73.23	73.23	79.72	6.5
35 English Learners	80	110	73.23	73.23	72.73	-0.5
36 Single Parents	38	58	73.23	73.23	65.52	-7.7
37 Individuals with Disabilities	27	35	73.23	73.23	77.14	3.9
38 Homeless Individuals	DR	DR	73.23	73.23	DR	N/A
39 Youth in Foster Care	DR	DR	73.23	73.23	DR	N/A
40 Youth with Parent in Active Military	0	0	73.23	73.23	N/R	N/R

*Note: Students meeting criteria for for this indicator with 12+ CTE units in a discipline (one course is above intro) in 3 years. See cohort specifications for full criteria.

The DR notation indicates privacy requirements - EDD requires that counts less than six not be displayed. N/A (Not Applicable) indicates denominators 10 or N/R (Not Reported) indicates categories where no participants were reported. These performance indicators include all vocational programs whether or not they are supported with Perkins Title IC Funds. For more detailed reports, see Core Indicators 'Summary' and 'Detail' Reports. Shaded areas are for your information and are not included as accountability measures.

By totaling each positive, negative, N/A, N/R outcome in the last column from items 1 - 40, I certify and acknowledge that performance in the 40 Core Indicator categories is as follows:

18 of the 40 are at or above the District negotiated level(s);
 11 of the 40 are below the District negotiated level(s);
 11 of the 40 are list as (N/A, N/R)

District Chief Executive Officer:  Lennor Johnson (Apr 25, 2023 17:10 PDT)

Dr. Lennor Johnson, Superintendent/President











23-24 Core Indicator Reports Aggregate College & District

Final Audit Report

2023-04-26

Created:	2023-04-25
By:	Patricia Robles (patricia.robles@imperial.edu)
Status:	Signed
Transaction ID:	CBJCHBCAABAA7wiQhzrsvDP0spSVw7LeNc06enAcuxZU

"23-24 Core Indicator Reports Aggregate College & District" History

-  Document created by Patricia Robles (patricia.robles@imperial.edu)
2023-04-25 - 5:57:56 PM GMT- IP address: 207.233.124.224
-  Document emailed to Efrain Silva (efrain.silva@imperial.edu) for signature
2023-04-25 - 5:58:43 PM GMT
-  Email viewed by Efrain Silva (efrain.silva@imperial.edu)
2023-04-25 - 6:00:19 PM GMT- IP address: 104.47.74.126
-  Document e-signed by Efrain Silva (efrain.silva@imperial.edu)
Signature Date: 2023-04-25 - 6:02:52 PM GMT - Time Source: server- IP address: 207.233.124.224
-  Document emailed to Cuauhtemoc Carboni (temo.carboni@imperial.edu) for signature
2023-04-25 - 6:02:53 PM GMT
-  Document e-signed by Cuauhtemoc Carboni (temo.carboni@imperial.edu)
Signature Date: 2023-04-25 - 11:30:18 PM GMT - Time Source: server- IP address: 207.233.124.201
-  Document emailed to Lennor Johnson (lennor.johnson@imperial.edu) for signature
2023-04-25 - 11:30:19 PM GMT
-  Email viewed by Lennor Johnson (lennor.johnson@imperial.edu)
2023-04-26 - 0:10:19 AM GMT- IP address: 104.47.73.126
-  Document e-signed by Lennor Johnson (lennor.johnson@imperial.edu)
Signature Date: 2023-04-26 - 0:10:49 AM GMT - Time Source: server- IP address: 207.233.124.2
-  Agreement completed.
2023-04-26 - 0:10:49 AM GMT