

Vision 2030 Report

[← Back](#)[PRINT](#)

VISION 2030

A Roadmap for California
Community Colleges

Imperial 2024 Report

This report includes Overall Progress to goal as well as equity trends by Race/Ethnicity, Disability Status, and Economically Disadvantaged Status

Click **Print** above to print all pages of this report. Click **Back** to return to the interactive visualizations.

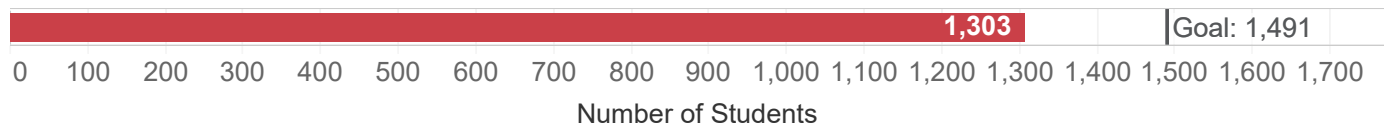
For more information, visit datavista.cccco.edu.

Vision 2030 Report

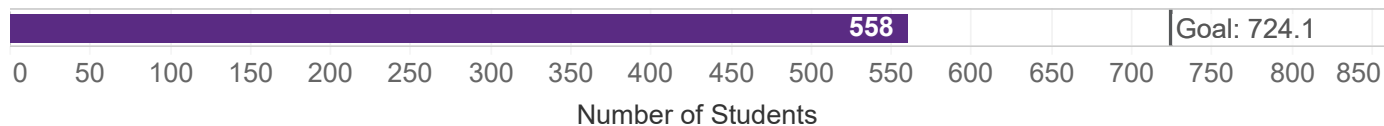


Goal 1: Success

Outcome 1: Earned an Award - Vision Goal Completion Definition

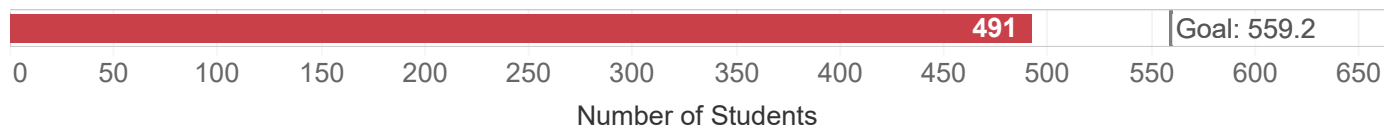


Outcome 2b: Earned an Award - Associate Degree for Transfer

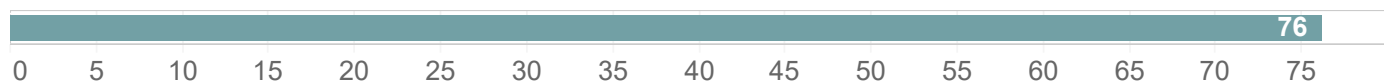


Outcome 2c: Earned an Award - Community College Bachelor's Degree

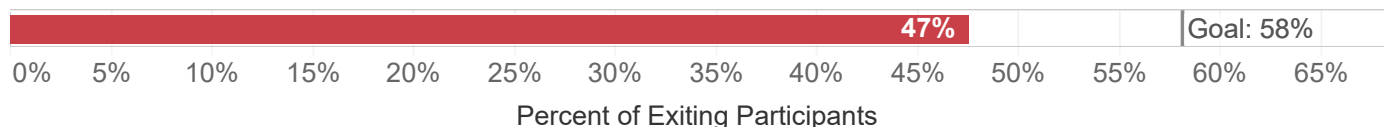
Outcome 2d: Transferred to a Four-Year Institution - CSU or UC



Outcome 2e: Transferred to non-profit/private/independent 4-year



Outcome 3: Attained Living Wage



■ DEVELOPING ■ PROGRESSING ■ ON TRACK ■ EXCEEDING

Exceeding: Over expected progress in the selected year | **On Track:** 0-4.99% away from expected progress in the selected year | **Progressing:** 5-24.99% away from expected progress in the selected year | **Developing:** 25% or more away from expected progress in the selected year

NOTE: The metric measuring the number of California community college students who ultimately earn a bachelor's degree (Outcome 2a) is under development. It will be added to this report when available.

This report was generated by DataVista on 8/12/2025 10:16:42 AM.



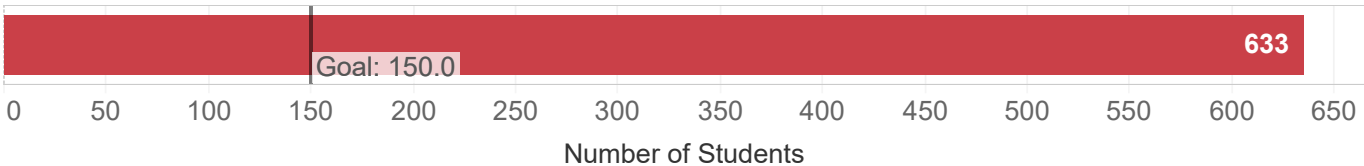
Vision 2030 Report



Goal 2: Access

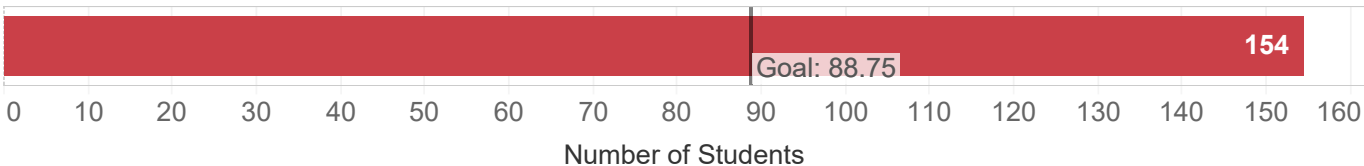
Outcome 4: Veteran Students

Increase to pre-pandemic enrollment



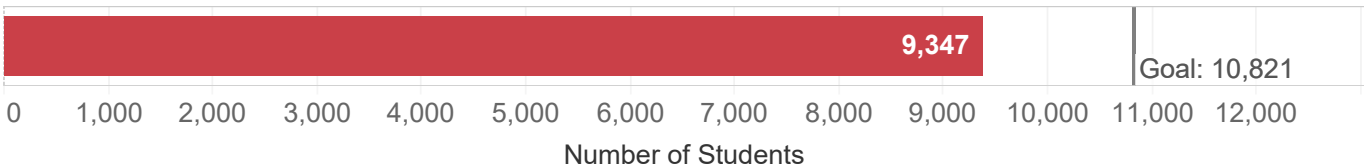
Outcome 4: Foster Youth Students

Increase by 25% from baseline



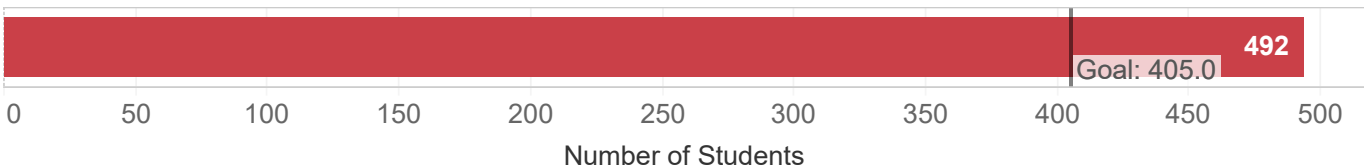
Outcome 4: Economically Disadvantaged Students

Increase by 25% from baseline



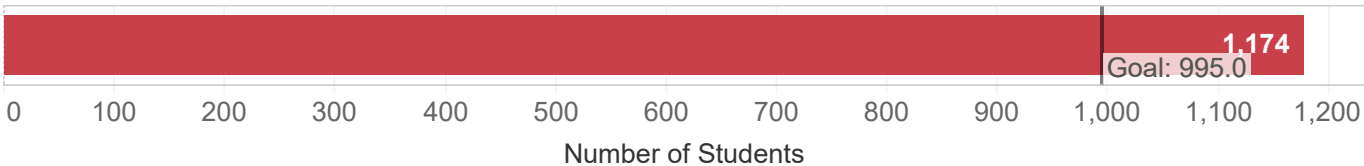
Outcome 4: Justice Impacted Youth Students

Increase by 25% from baseline



Outcome 4: K12 Dual Enrollment Students

Increase by 25% from baseline



DEVELOPING **PROGRESSING** **ON TRACK** **EXCEEDING**

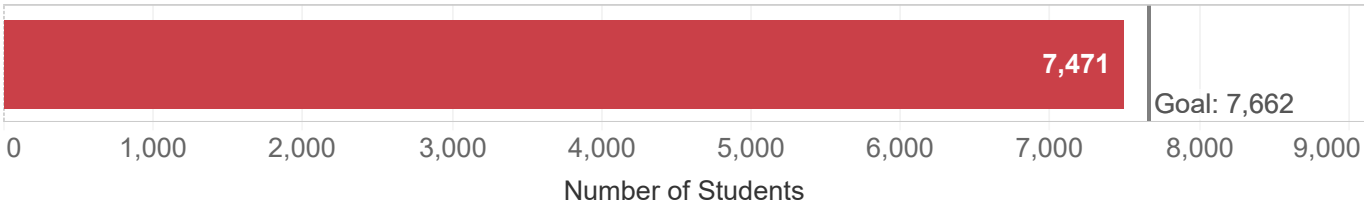
Exceeding: Over expected progress in the selected year | **On Track:** 0-4.99% away from expected progress in the selected year | **Progressing:** 5-24.99% away from expected progress in the selected year | **Developing:** 25% or more away from expected progress in the selected year

Vision 2030 Report

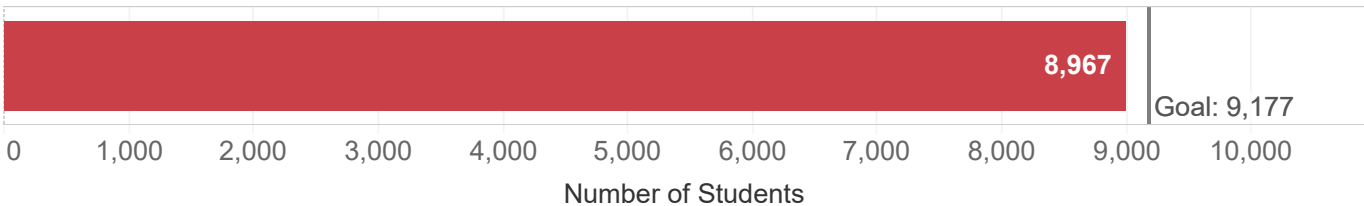


Goal 3: Support

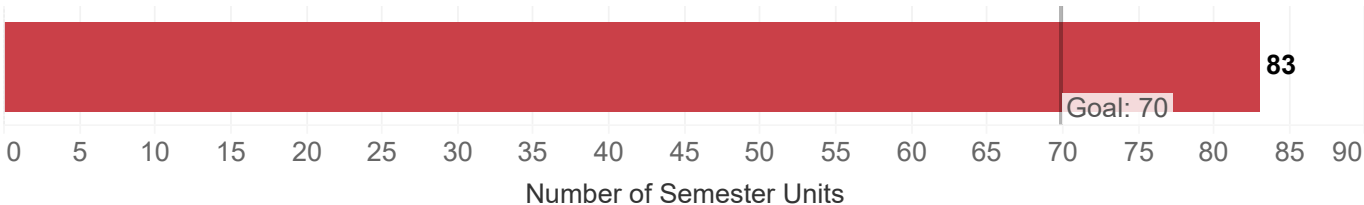
Outcome 5: Students Receiving Pell Grants



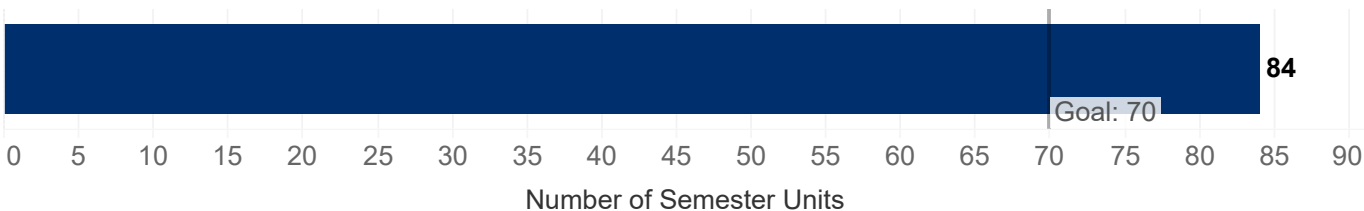
Outcome 5: Students Receiving California College Promise Grants



Outcome 6: Average Number of Semester Units Accumulated - Associate Degree for Transfer Earners



Outcome 6: Average Number of Semester Units Accumulated - Associate Degree Earners



DEVELOPING **PROGRESSING** **ON TRACK** **EXCEEDING**

Exceeding: Over expected progress in the selected year | **On Track:** 0-4.99% away from expected progress in the selected year | **Progressing:** 5-24.99% away from expected progress in the selected year | **Developing:** 25% or more away from expected progress in the selected year

3 Year Cohort

This report was generated by DataVista on 8/12/2025 10:16:42 AM.

Vision 2030 Report



Student Disability Status Data

2024 Report Imperial 3 Year Cohort

Earned an Award: Associate Degree for Transfer	<div></div>	All Masked Values: 16% 308 of 1,926
Earned an Award: Community College Bachelor's Degree	DSPS: 0% 0 of 117 Not DSPS: 0% 0 of 1,809	
Earned an Award: Vision Goal Completion Definition	<div></div> <div></div>	DSPS: 21% 24 of 117 Not DSPS: 26% 474 of 1,809
Transferred to a Four-Year Institution: CSU or UC	<div></div> <div></div>	DSPS: 7% 13 of 177 Not DSPS: 8% 197 of 2,471
Transferred to a Four-Year Institution: Non-Profit Independent Private College	<div></div>	All Masked Values: 1% 27 of 2,648

Vision 2030 Report



Race/Ethncity Data

2024 Report Imperial 3 Year Cohort

Earned an Award: Associate Degree for Transfer	<div></div> Hispanic: 16% (290 of 1,771)				
	<div></div> White: 12% (10 of 86)				
	<div></div> All Masked Values: 12% (8 of 69)				
Earned an Award: Community College Bachelor's Degree	Hispanic: 0% (0 of 1,771)				
	White: 0% (0 of 86)				
	All Masked Values: 0% (0 of 69)				
Earned an Award: Vision Goal Completion Definition	<div></div> Hispanic: 26% (464 of 1,771)				
	<div></div> White: 24% (21 of 86)				
	<div></div> Unknown: 23% (11 of 48)				
	<div></div> All Masked Values: 10% (2 of 21)				
Transferred to a Four-Year Institution: CSU or UC	Asian: 0% (0 of 12)				
	<div></div> Hispanic: 8% (191 of 2,341)				
	<div></div> All Masked Values: 6% (19 of 295)				
Transferred to a Four-Year Institution: Non-Profit Independent Private College	Asian: 0% (0 of 12)				
	<div></div> Hispanic: 1% (20 of 2,341)				
	<div></div> All Masked Values: 2% (7 of 295)				

Vision 2030 Report



First Generation Data

2024 Report Imperial 3 Year Cohort

Earned an Award: Associate Degree for Transfer	<div></div>	First Generation: 15% 115 of 781							
	<div></div>	Not First Generation: 18% 167 of 926							
	<div></div>	Unknown/Unreported: 12% 26 of 219							
Earned an Award: Community College Bachelor's Degree	<div></div>	First Generation: 0% 0 of 781							
	<div></div>	Not First Generation: 0% 0 of 926							
	<div></div>	All Masked Values: 0% 0 of 219							
Earned an Award: Vision Goal Completion Definition	<div></div>	First Generation: 24% 190 of 781							
	<div></div>	Not First Generation: 29% 264 of 926							
	<div></div>	Unknown/Unreported: 20% 44 of 219							
Transferred to a Four-Year Institution: CSU or UC	<div></div>	First Generation: 6% 81 of 1,254							
	<div></div>	Not First Generation: 11% 115 of 1,035							
	<div></div>	Unknown/Unreported: 4% 14 of 359							
Transferred to a Four-Year Institution: Non-Profit Independent Private College	<div></div>	Not First Generation: 2% 22 of 1,035							
	<div></div>	All Masked Values: 0% 5 of 1,613							

Vision 2030 Report



Foster Youth Data

2024 Report Imperial 3 Year Cohort

Earned an Award: Associate Degree for Transfer	<div></div>	All Masked Values: 16% 308 of 1,926
Earned an Award: Community College Bachelor's Degree	<div>Foster Youth: 0% 0 of 24</div> <div>Not Foster Youth: 0% 0 of 1,902</div>	
Earned an Award: Vision Goal Completion Definition	<div></div>	All Masked Values: 26% 498 of 1,926
Transferred to a Four-Year Institution: CSU or UC	<div></div>	All Masked Values: 8% 210 of 2,648
Transferred to a Four-Year Institution: Non-Profit Independent Private College	<div></div>	All Masked Values: 1% 27 of 2,648

Vision 2030 Report



Gender Data

2024 Report Imperial 3 Year Cohort

Earned an Award: Associate Degree for Transfer	<div></div>	Female: 18% 180 of 1,018							
	<div></div>	Male: 12% 86 of 693							
	<div></div>	All Masked Values: 20% 42 of 215							
Earned an Award: Community College Bachelor's Degree	<div></div>	Female: 0% 0 of 1,018							
	<div></div>	Male: 0% 0 of 693							
	<div></div>	All Masked Values: 0% 0 of 215							
Earned an Award: Vision Goal Completion Definition	<div></div>	Female: 28% 280 of 1,018							
	<div></div>	Male: 23% 157 of 693							
	<div></div>	All Masked Values: 28% 61 of 215							
Transferred to a Four-Year Institution: CSU or UC	<div></div>	Female: 10% 141 of 1,381							
	<div></div>	Male: 5% 62 of 1,194							
	<div></div>	All Masked Values: 10% 7 of 73							
Transferred to a Four-Year Institution: Non-Profit Independent Private College	<div></div>	Female: 1% 20 of 1,381							
	<div></div>	All Masked Values: 1% 7 of 1,267							

Vision 2030 Report



Homeless Data

2024 Report Imperial 3 Year Cohort

Earned an Award: Associate Degree for Transfer	<div></div>	All Masked Values: 16% 308 of 1,926
Earned an Award: Community College Bachelor's Degree	<div>Homeless: 0% 0 of 10</div> <div>Not Homeless: 0% 0 of 1,916</div>	
Earned an Award: Vision Goal Completion Definition	<div></div>	All Masked Values: 26% 498 of 1,926
Transferred to a Four-Year Institution: CSU or UC	<div>Homeless: 0% 0 of 23</div> <div><div></div>Not Homeless: 8% 210 of 2,625</div>	
Transferred to a Four-Year Institution: Non-Profit Independent Private College	<div></div>	All Masked Values: 1% 27 of 2,648

2024 Report Imperial

3 Year Cohort

This report was generated by DataVista on 8/12/2025 10:16:42 AM.

Vision 2030 Report



Economically Disadvantaged Data

2024 Report Imperial 3 Year Cohort

Earned an Award: Associate Degree for Transfer	<div><div></div></div> <div>Econ Disadvantaged: 17% 274 of 1,630</div>
	<div><div></div></div> <div>Not Econ Disadvantaged: 11% 34 of 296</div>
Earned an Award: Community College Bachelor's Degree	Econ Disadvantaged: 0% 0 of 1,630
	Not Econ Disadvantaged: 0% 0 of 296
Earned an Award: Vision Goal Completion Definition	<div><div></div></div> <div>Econ Disadvantaged: 27% 443 of 1,630</div>
	<div><div></div></div> <div>Not Econ Disadvantaged: 19% 55 of 296</div>
Transferred to a Four-Year Institution: CSU or UC	<div><div></div></div> <div>Econ Disadvantaged: 8% 189 of 2,319</div>
	<div><div></div></div> <div>Not Econ Disadvantaged: 6% 21 of 329</div>
Transferred to a Four-Year Institution: Non-Profit Independe..	<div><div></div></div> <div>All Masked Values: 1% 27 of 2,648</div>

Vision 2030 Report



Veterans Data

2024 Report Imperial 3 Year Cohort

Earned an Award: Associate Degree for Transfer	<div></div>	All Masked Values: 16% 308 of 1,926
Earned an Award: Community College Bachelor's Degree	<div><div>Veteran: 0% 0 of 34</div><div>Not Veteran: 0% 0 of 1,892</div></div>	
Earned an Award: Vision Goal Completion Definition	<div></div>	All Masked Values: 26% 498 of 1,926
Transferred to a Four-Year Institution: CSU or UC	<div><div>Veteran: 0% 0 of 63</div><div><div></div>Not Veteran: 8% 210 of 2,585</div></div>	
Transferred to a Four-Year Institution: Non-Profit Independent Private College	<div><div>Veteran: 0% 0 of 63</div><div><div></div>Not Veteran: 1% 27 of 2,585</div></div>	